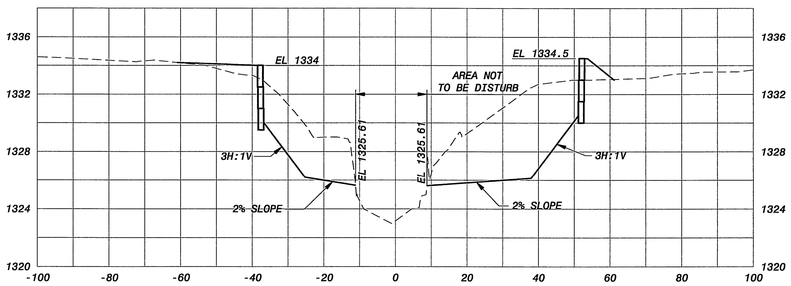

5+38.07

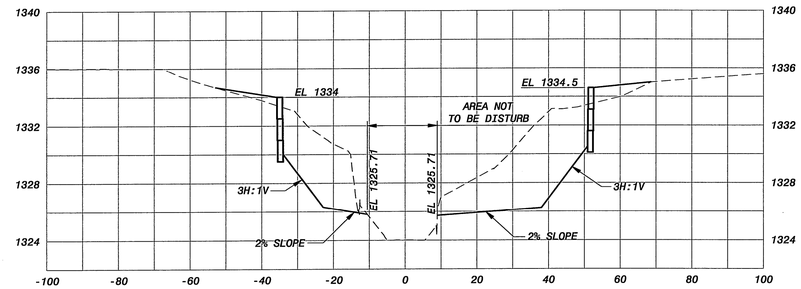

6+00

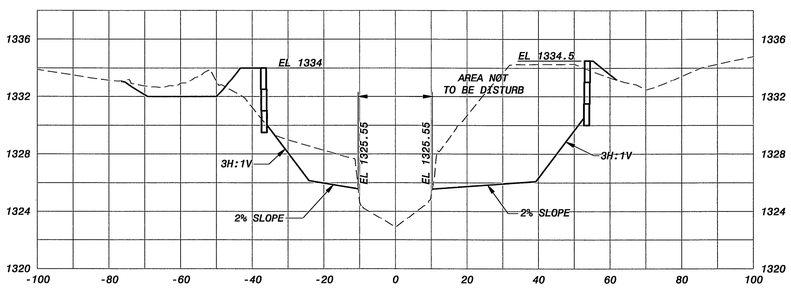

5+00

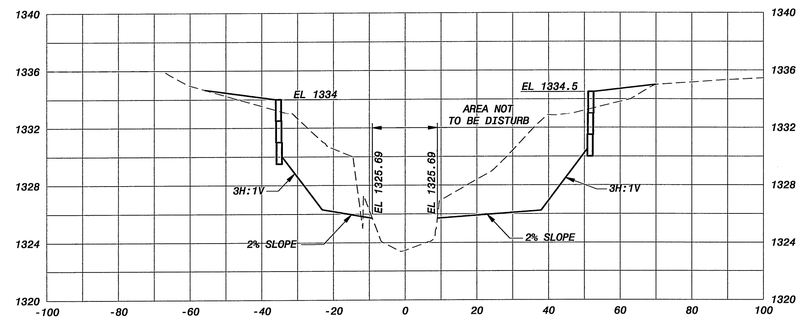

5+89.14

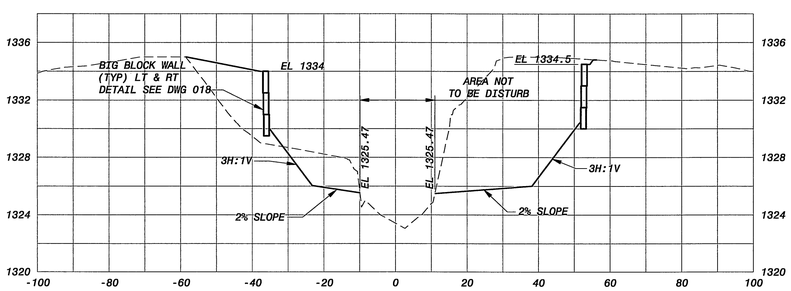

4+50

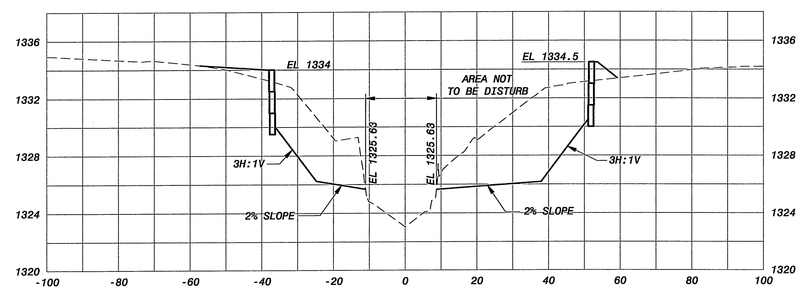

5+50

LEGEND

- - - - - - - EXISTING GRADE

——————— FINISHED GRADE

5' 0 5' 10'

VERTICAL 1"=5'

20' 10' 0 20' 40'

HORZONTAL 1"=20'

03/13/09	FINAL - CONSTRUCTION SET	4	DEC
2/13/08	100% SUBMITTAL	3	DEC
11/21/07	90% SUBMITTAL - FOR REVIEW ONLY	2	DEC
8/31/07	70% SUBMITTAL - FOR REVIEW ONLY	1	DEC
DATE	REVISIONS AND RECORD OF ISSUE	NO.	BY CK APP

CYGNET ID: 143234-320-WR-C-TOOOON666 XREF1:Andrew Smith Seal Plan Sheet.dwg
WF:021.dwg XREF2:BV_XS.dwg
SAVED: C0037033, 3/13/2009 10:13:37 AM XREF3:
PLOTTED: C0037033, 3/16/2009 8:47:12 AM XREF4:
USER: C0037033 DWG VER:1.32 XREF5:

ANDREW K. SMITH LICENSED 17970 K.A.N.S.A.S. PROFESSIONAL ENGINEER
03-13-09

BLACK & VEATCH
Building a world of difference.
Black & Veatch Corporation
Kansas City, Missouri

DRY CREEK CHANNEL IMPROVEMENTS
WICHITA, KANSAS

LINCOLN TO ORME
CROSS SECTIONS
4+50 -6+00

DESIGNED: HMW
DETAILED: DEC
CHECKED: AKS
APPROVED:
DATE: 13 MAR 2009

0 1/2 1
IF THIS BAR DOES NOT MEASURE 1" THEN DRAWING IS NOT TO FULL SCALE

PROJECT NO.
143234

021
SHEET
21 OF 42

FD8000
DWR