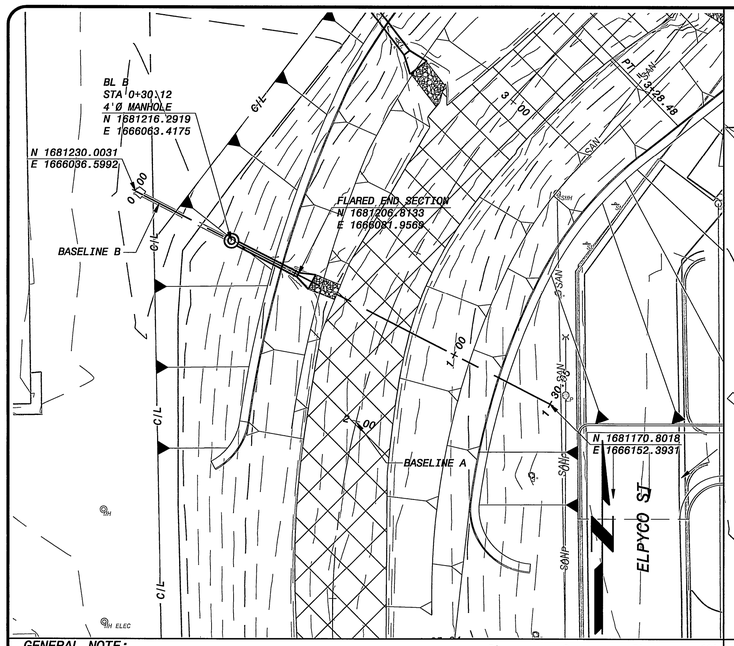

GENERAL NOTE:

ELEVATION OF DOWNSTREAM INVERTS OF CONSTRUCTED MANHOLES AND GRATE INLETS SHALL BE DETERMINED IN FIELD BASED ON EXISTING PIPE SLOPE.

MATCH SLOPE OF NEW PIPE TO SLOPE OF EXISTING PIPE.

RESTRAIN END SECTIONS OF PIPE AND FLARED END SECTIONS WITH GASKETED PIPE JOINTS TIES SEE DWG 026.

5' 0 5' 10' VERTICAL 1"=5'

20' 10' 0 20' 40' HORIZONTAL 1"=20'

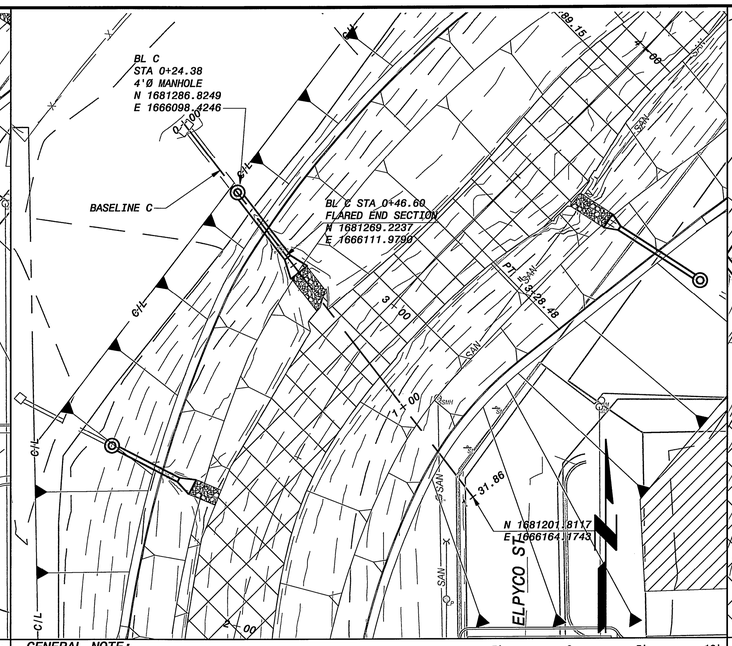

GENERAL NOTE:

ELEVATION OF DOWNSTREAM INVERTS OF CONSTRUCTED MANHOLES AND GRATE INLETS SHALL BE DETERMINED IN FIELD BASED ON EXISTING PIPE SLOPE.

MATCH SLOPE OF NEW PIPE TO SLOPE OF EXISTING PIPE.

RESTRAIN END SECTIONS OF PIPE AND FLARED END SECTIONS WITH GASKETED PIPE JOINTS TIES SEE DWG 026.

5' 0 5' 10' VERTICAL 1"=5'

20' 10' 0 20' 40' HORIZONTAL 1"=20'

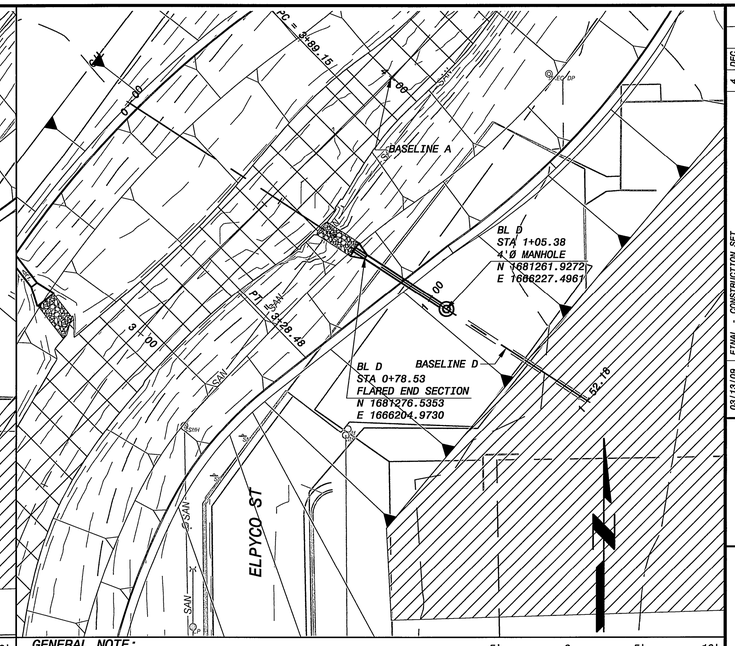

GENERAL NOTE:

ELEVATION OF DOWNSTREAM INVERTS OF CONSTRUCTED MANHOLES AND GRATE INLETS SHALL BE DETERMINED IN FIELD BASED ON EXISTING PIPE SLOPE.

MATCH SLOPE OF NEW PIPE TO SLOPE OF EXISTING PIPE.

RESTRAIN END SECTIONS OF PIPE AND FLARED END SECTIONS WITH GASKETED PIPE JOINTS TIES SEE DWG 026.

5' 0 5' 10' VERTICAL 1"=5'

20' 10' 0 20' 40' HORIZONTAL 1"=20'

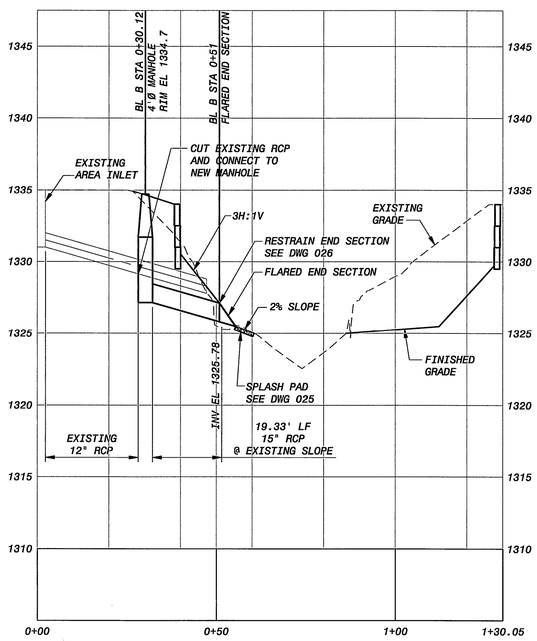

STORM SEWER OUTFALL
BL A STA. 2+29.29
1" = 20'-0"

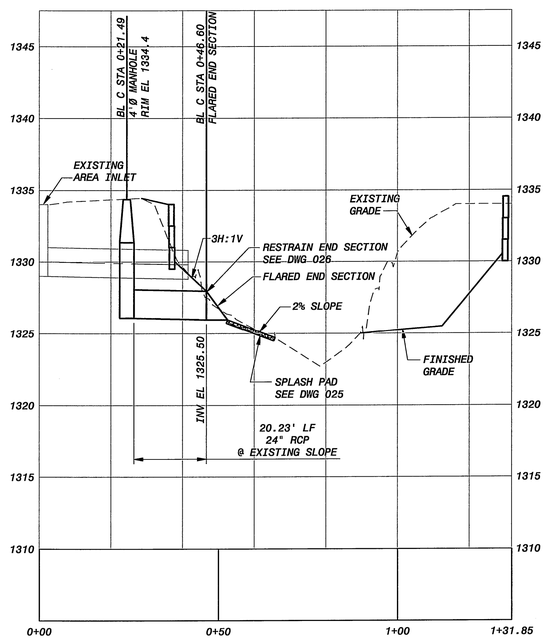

STORM SEWER OUTFALL
BL A STA. 2+84.28
1" = 20'-0"

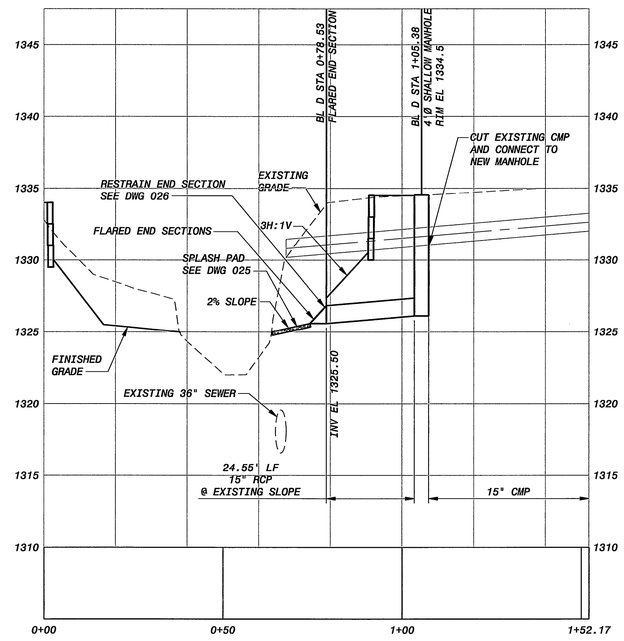

STORM SEWER OUTFALL
BL A STA. 3+51.07
1" = 20'-0"

NO.	BY	CK	APP
4	DEC		
3	DEC		
2	DEC		
1	DEC		

DATE	REVISIONS AND RECORD OF ISSUE
03/13/09	FINAL - CONSTRUCTION SET
2/13/08	100% SUBMITTAL
11/21/07	90% SUBMITTAL - FOR REVIEW ONLY
8/31/07	70% SUBMITTAL - FOR REVIEW ONLY

CYGNET ID: 143234-320-WR-C-T0000DWG.J
WF: 023.dwg
SAVED: C0037033, 3/9/2009 10:17:19 AM
PLOTTED: C0037033, 3/10/2009 8:49:56 AM
USER: C0037033
DWG VER: 1.39
XREF1: Andrew Smith Seal Plan Sheet.dwg
XREF2: BWE_MKEC_topo all final.dwg
XREF3: EG_contours.dwg
XREF4: BV_T.dwg
XREF5:

ANDREW K. SMITH LICENSED 17970 K.A.N.S.A.S. PROFESSIONAL ENGINEER
03-13-09

BLACK & VEATCH
Building a world of difference.
Black & Veatch Corporation
Kansas City, Missouri

DRY CREEK CHANNEL IMPROVEMENTS
WICHITA, KANSAS

LINCOLN TO ORME
STORM SEWER OUTFALLS
PLAN AND PROFILES

DESIGNED: HMW
DETAILED: DEC
CHECKED: AKS
APPROVED:
DATE: 13 MAR 2009

0 1/2 1
IF THIS BAR DOES NOT MEASURE 1" THEN DRAWING IS NOT TO FULL SCALE

PROJECT NO.
143234

023
SHEET
23 OF 42

FD6000
DWR