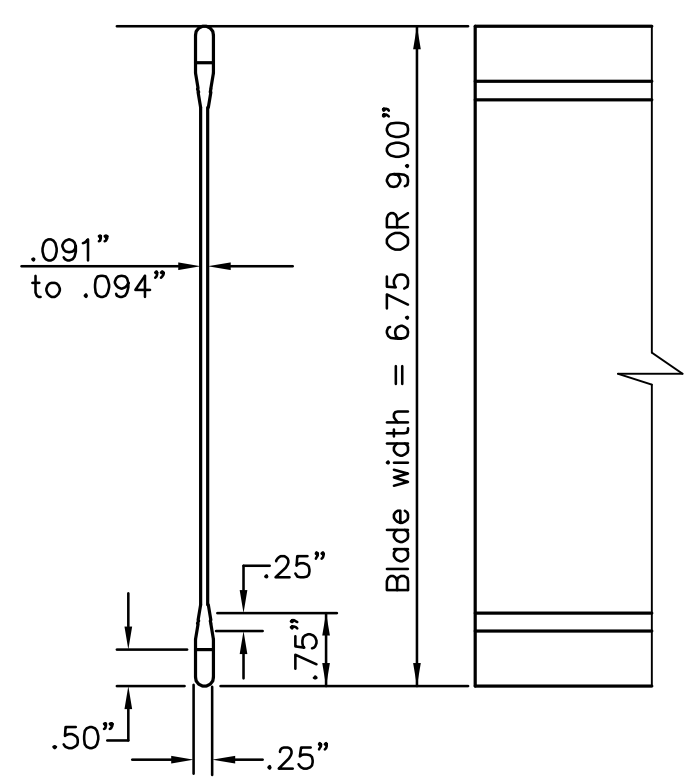


STREET SIGN ASSEMBLY



STREET NAME SIGN
BLADE DETAILS

NOTE: REFERENCES BELOW TO "STANDARD SPECIFICATIONS" DENOTE "STANDARD SPECIFICATION FOR STATE ROAD AND BRIDGE CONSTRUCTION EDITION 1990" BY THE KANSAS DEPARTMENT OF TRANSPORTATION.

- POST ANCHORS: POSTS SHALL BE ANCHORED WITH A YIELDING BASE POST SUPPORT AS DETAILED.
- POSTS FOR TRAFFIC CONTROL SIGNS: POSTS SHALL BE GALVANIZED AND CONFORM TO THE REQUIREMENTS OF SUBSECTION 1620 OF THE STANDARD SPECIFICATIONS, EXCEPT THAT ALL POSTS SHALL WEIGH 3 LBS./FOOT MINIMUM.
- POSTS FOR STREET NAME SIGNS (SNS): POSTS SHALL BE 9 FEET LONG, CONSTRUCTED FROM 2 3/8" O.D. GALVANIZED STEEL PIPE WEIGHING A MINIMUM OF 3 LBS./FOOT. POSTS SHALL BE POSITIONED SO THAT THE BOTTOM BLADE IS 7 FEET ABOVE GRADE.
- SIGN BLANKS FOR TRAFFIC CONTROL SIGNS: SIGN BLANKS SHALL BE FABRICATED FROM 0.080" ALUMINUM ALLOY 6063-T6 CONFORMING TO THE REQUIREMENTS OF SUBSECTION 1626 OF THE STANDARD SPECIFICATIONS.
- SIGN BLADES FOR STREET NAME SIGNS: EXTRUDED ALUMINUM BLADES SHALL BE ALUMINUM ALLOY CONFORMING TO 6063-T6 OR 5052-H38 (ASTM SPECIFICATION B221, LATEST ISSUE). BLADES SHALL HAVE AN ALODINE OR PHOSPHATE ETCHED FINISH. BLADES SHALL HAVE SQUARE CORNERS AND NO HOLES.
MINIMUM BLADE LENGTH SHALL BE 24". MAXIMUM BLADE LENGTH SHALL BE 48". LENGTH VARIES BY INCREMENTS OF 6".

BLADES BEARING THE STREET NAMES SHALL BE FIRMLY ATTACHED TO THE MOUNTING BRACKETS USING ALLEN-TYPE SET SCREWS. THE BLADES SHALL BE ORIENTED PARALLEL TO THE STREET.

- MOUNTING BRACKETS FOR SIGNS: DIE-CAST ALUMINUM BRACKETS SHALL BE ALUMINUM ALLOY 360 HAVING A TENSILE STRENGTH OF 44,000 PSI. THE BRACKETS SHALL BE SMOOTHLY FINISHED FREE OF PITS, BURRS, AND FLAWS. EACH BRACKET SHALL BE TAPPED AND DRILLED FOR 5/16" ZINC-PLATED ALLEN-TYPE SET SCREWS HAVING SELF-LOCKING SAW-TOOTH ENDS.

- FASTENERS: ALL STEEL FASTENERS FOR TRAFFIC CONTROL SIGNS SHALL BE GALVANIZED AND SHALL CONFORM TO THE REQUIREMENTS OF SUBSECTION 1614 OF THE STANDARD SPECIFICATIONS.

- REFLECTIVE SHEETING: REFLECTIVE SHEETING SHALL BE TYPE III, HIGH-INTENSITY TYPE.

- PROCESS INK: ALL PROCESS INK SHALL CONFORM TO THE REQUIREMENTS OF SUBSECTION 2202 OF THE STANDARD SPECIFICATIONS.

- DETAILS: REGULATORY AND WARNING SIGNS SHALL CONFORM TO THE DETAILS IN "STANDARD HIGHWAY SIGNS", FHWA, 1979.

- DETAILS - SNS: THE REFLECTIVE SHEETING FOR THE 6 3/4" STANDARD SIZE SNS IS TO BE THE HIGHWAY GREEN BACKGROUND WITH SILVER-WHITE #2 COPY WITH 4" UPPER CASE AND LOWER CASE PRIMARY COPY AND SUFFIX COPY. BOTH SERIES "C". FACES TO TRIM TO A 6 1/4". (SEE DETAIL A.)

THE REFLECTIVE SHEETING FOR THE 9" METRO SIZE SIGN IS TO BE THE HIGHWAY GREEN BACKGROUND WITH SILVERWHITE #2 COPY WITH 5" UPPER CASE AND LOWER CASE PRIMARY COPY AND SUFFIX COPY. BOTH SERIES "C". THE CARDINAL DIRECTION CENTERED DIRECTLY BELOW THE BLOCK NUMBER SHALL BE AN UPPER CASE, 4" SERIES "C" LETTER. FACES TO TRIM TO A 8 1/2" WIDTH. (SEE DETAIL B.)

FOR CUL-DE-SAC STREETS, A 9" METRO SIZE BLADE SHALL BE USED WITH THE HOUSE NUMBERS DISPLAYED BENEATH THE STREET NAME. LETTERING TO BE THE SAME AS FOR THE 6 3/4" SIZE BLADE, EXCEPT THAT THE HOUSE NUMBER INFORMATION SHALL BE 4" SERIES "C".

SHOP DRAWINGS OF LAYOUT FOR SNS SHALL BE SUBMITTED TO THE TRAFFIC ENGINEERING DIVISION OF THE CITY OF WICHITA FOR APPROVAL PRIOR TO FABRICATION. THE FINISHED SIGNS AS SUPPLIED SHALL BE OF GOOD APPEARANCE, FREE FROM RAGGED EDGES, CRACKS SCALES OR BLISTERS AND SHALL BE CLEAN-CUT. SIGNS SHALL BE PACKED IN SUCH MANNER AS TO PREVENT DAMAGE OR DEFAACEMENT DURING SHIPMENT OR STORAGE.

- PERMANENT TRAFFIC CONTROL AND SNS: PERMANENT TRAFFIC CONTROL SHALL BE MEASURED AND PAID FOR AT THE LUMP SUM PRICE FOR SIGNING. SNS SHALL BE MEASURED AND PAID FOR AT THE LUMP SUM PRICE FOR SIGNING (NON-PARTICIPATING). THE PAYMENT AS SET FORTH ABOVE SHALL BE CONSIDERED FULL COMPENSATION FOR ALL EXCAVATION, BACKFILLING, POSTS, ANCHORS, FASTENERS, MATERIALS, LABOR, TOOLS AND INCIDENTALS NECESSARY TO COMPLETE THIS WORK.

- ALL EXISTING SIGNING ITEMS REMOVED BY THE CONTRACTOR SHALL REMAIN THE PROPERTY OF THE CITY OF WICHITA. SEE GENERAL NOTES SHEET NO.2.

- CAUTION SHALL BE EXERCISED WHEN WORKING WITH ALL EXISTING SIGNS, MOUNTING HARDWARE, OR POSTS THAT ARE TO REMAIN. ALL SIGNING ITEMS DAMAGED THROUGH NEGLIGENCE OF THE CONTRACTOR SHALL BE REPLACED AT THE CONTRACTOR'S EXPENSE. IF EXISTING SIGNS THAT ARE TO REMAIN INTERFERE WITH CONSTRUCTION WORK, THE CONTRACTOR SHALL REMOVE, STORE, AND RESET THE SIGNS AS DIRECTED BY THE ENGINEER. THIS SHALL BE SUBSIDIARY TO OTHER BID ITEMS IN THE CONTRACT.

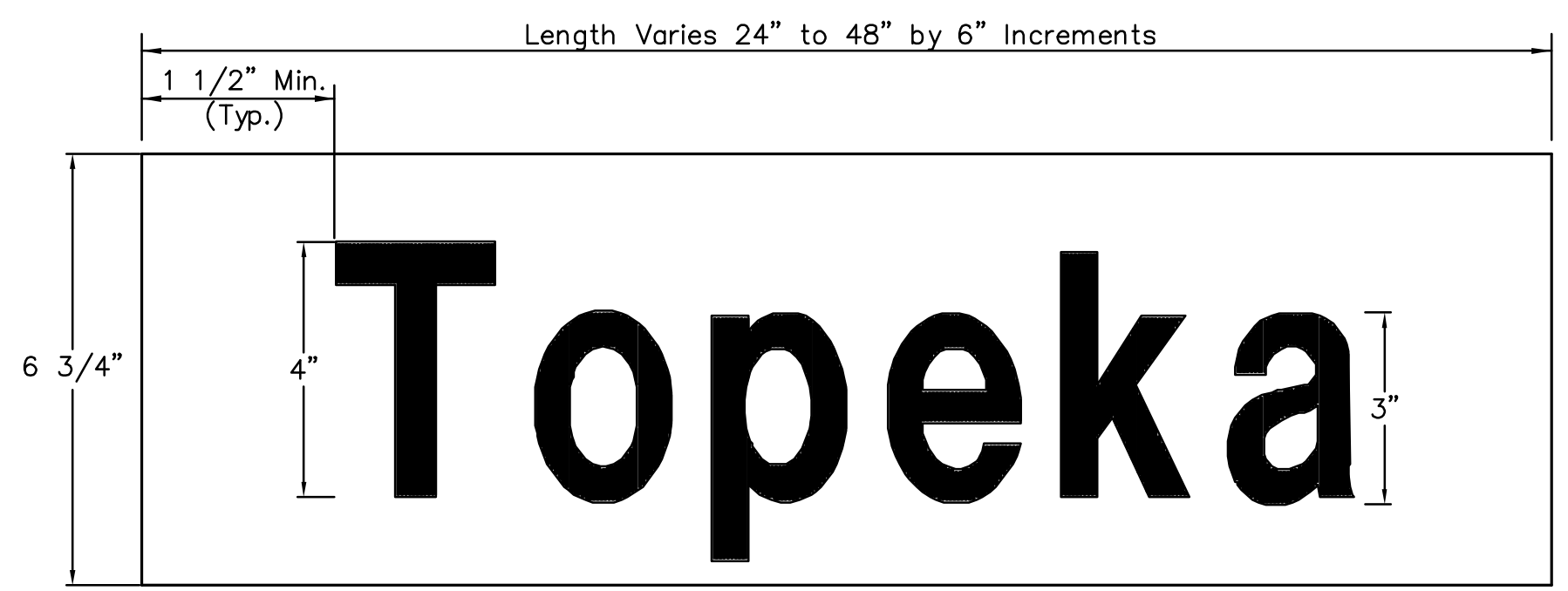
STREET SIGN POST LENGTH SUMMARY	
BREAKAWAY SIGN POST:	
1 3/4"x1 3/4"x LENGTH	EACH
8.0'	8
2-1/4"x2-1/4"x18" ANCHOR SLEEVE	8
2"x2"x36" SIGN POST ANCHOR	8
U-CHANNEL	
LENGTH	EACH
STUBS 3'	
POSTS 8'	
POSTS 9'	
POSTS 9.5'	
POSTS 11'	

STREET NAME	NO. BLADES REQ'D	
	6 3/4" STD.	9" METRO
17th St. 2300 E		1 *
17th St. 2400 E		1 *
17th St. 2500 E		2
17th St. 2600 E		1
17th St. 2700 E		1
17th St. 2800 E		1
17th St. 2900 E		1
17th St. 3000 E		1
17th St. 3100 E		1 *
17th St. 3200 E		1 *
17th St. 3200 E		1
Grove 1800 N		1 *
Grove 1700 N		1 *
Poplar 1700 N		1
Green 1700 N		1
Estelle 1700 N		1
Volutsia 1700 N		1
Erie 1700 N		1
Chautaugua 1700 N		1
Lorraine 1700 N		1
Hillside 1700 N		1 *
Hillside 1800 N		1 *
Holyoke 1700 N		1

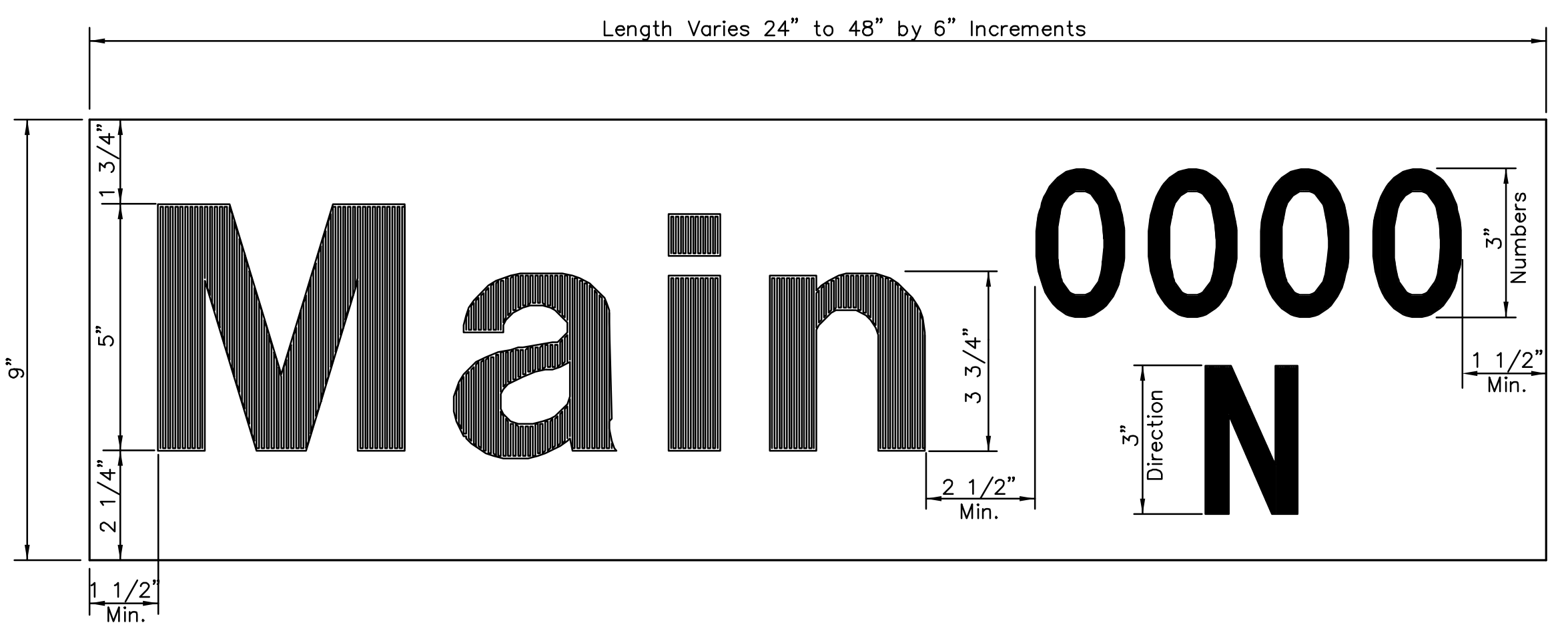
RECAPITULATION OF MATERIALS		
ITEMS	TOTAL	UNIT
6 3/4" Blades	0	Each
9" Blades	8	Each
Breakaway Sign Post, 1-3/4" x 1-3/4"	64	L.F.
Breakaway Anchor Sleeve, 2-1/4" x 2-1/4" x 18"	12.0	L.F.
Breakaway Sign Post Anchor, 2" x 2" x 36"	24.0	L.F.

* For information only. These street name signs are not included in the Recapitulation of Materials on this sheet. See Sheet No. 86 for mounting location. These street signs shall be Subsidiary to Traffic Signalization.

RECAPITULATION OF QUANTITIES		
BID ITEMS	TOTAL	UNIT
Street Name Signing	LUMP SUM	L.S.



DETAIL A
6 3/4" STANDARD



DETAIL B
9" METRO

17th STREET
FROM GROVE TO HILLSIDE

SIGN DETAILS
SHEET TITLE
87 N-0349-01
PROJECT NUMBER

JRA
DESIGN BY
JSB
DRAWN BY
JRA
CHECKED BY

ISSUED
May 28, 2009

SHEET NO.
90 of 133