

GENERAL NOTES

- ALL WATER MAINS AND APPURTENANCES SHALL BE INSTALLED IN ACCORDANCE WITH CITY OF WICHITA, KANSAS STANDARD SPECIFICATIONS FOR WATER MAIN INSTALLATIONS.
- CONTRACTOR WILL BE REQUIRED TO PROVIDE A MINIMUM ADVANCE NOTICE OF SEVENTY-TWO (72) HOURS TO UTILITY COMPANIES PRIOR TO STARTING ANY EXCAVATION AS FOLLOWS:

KANSAS ONE-CALL 1-800-344-7233
OR LOCAL (WICHITA) 687-2470

THE CONTRACTOR MUST NOTIFY THE FOLLOWING IN CASE OF EMERGENCY:

COX COMMUNICATIONS (CABLE) 262-0661
WESTAR (ELECTRIC) 383-8600
KANSAS GAS SERVICE (GAS) 832-3101
SBC (TELEPHONE) 800-870-8390
CITY OF WICHITA WATER & SEWER 262-6000
BLACK HILLS ENERGY 800-303-0357
KANE PIPELINE 316-773-9000

- THE WATER MAIN SHALL BE CONSTRUCTED ON THE ALIGNMENT SHOWN ON THE PLANS. TREES AND SHRUBS IN PUBLIC RIGHT OF WAY WHICH ARE IN DIRECT CONFLICT WITH PROPOSED NEW CONSTRUCTION SHALL BE REMOVED BY THE CONTRACTOR WITH THE ENGINEER'S APPROVAL, AND SHALL BE INCLUDED IN THE PRICE BID FOR THE INSTALLED WATER PIPE. TREES AND SHRUBS WHICH ARE NOT IN DIRECT CONFLICT WITH PROPOSED CONSTRUCTION SHALL BE SAVED AND PROTECTED FROM DAMAGE.
- OPENING AND CLOSING WATER VALVES SHALL BE DONE SLOWLY TO PREVENT DAMAGE TO THE WATER DISTRIBUTION SYSTEM FROM WATER HAMMER. ALL VALVES CLOSED BY THE CONTRACTOR MUST BE REOPENED AS NEW CONSTRUCTION PERMITS. PROJECT INSPECTOR MUST ASCERTAIN THAT ANY VALVE CLOSED BY THE CONTRACTOR IS REOPENED. CONTRACTOR WILL BE PERMITTED TO OPERATE WATER VALVES ONLY WHEN THE PROJECT INSPECTOR ASSIGNED TO THE PROJECT IS PRESENT.
- CONTRACTOR SHALL NOT START WORK ON THE PROJECT UNTIL THE PROJECT INSPECTOR IS ASSIGNED TO THE PROJECT AND IS PRESENT ON THE SITE. ANY WORK DONE WITHOUT INSPECTION WILL BE REQUIRED TO BE UNCOVERED FOR INSPECTION.
- UNDERGROUND UTILITY SERVICE LINES AND OVERHEAD UTILITY POLE LINES ARE TO BE ADJUSTED AS NECESSARY BY OTHERS PRIOR TO CONSTRUCTION UNLESS THE PLANS SPECIFICALLY CALL FOR THEIR ADJUSTMENT BY THE CONTRACTOR. EXISTING UTILITIES AND THEIR LOCATION, AS SHOWN ON THE PLANS, REPRESENT THE BEST INFORMATION OBTAINABLE FOR DESIGN. LOCATION INFORMATION HAS BEEN OBTAINED FROM THE VARIOUS UTILITY COMPANIES AND IS EITHER FROM COMPANY RECORD DRAWINGS OR COMPANY PROVIDED FIELD LOCATIONS. THE CONTRACTOR WILL BE REQUIRED TO WORK AROUND EXISTING UTILITIES WITHIN THE RIGHT-OF-WAY WHICH DO NOT CONFLICT WITH PROPOSED CONSTRUCTION.
- THE CONTRACTOR SHALL GIVE ALL PROPERTY OWNERS AND/OR TENANTS OF DEVELOPED PROPERTY DIRECTLY ADJUTING CONSTRUCTION OF THIS PROJECT A MINIMUM OF TEN (10) DAYS NOTICE PRIOR TO START OF CONSTRUCTION.
- THE CONTRACTOR SHALL BE RESPONSIBLE FOR PRESERVING PROPERTY IRONS. THE CONTRACTOR WILL BE REQUIRED TO RE-ESTABLISH ANY PROPERTY IRONS WHICH ARE DAMAGED OR DESTROYED BY HIS CONSTRUCTION OPERATIONS. SUCH IRONS SHALL BE RE-ESTABLISHED BY A LICENSED LAND SURVEYOR IN ACCORDANCE WITH STATE LAWS. ALL COSTS FOR THIS WORK SHALL BE SUBSIDIARY TO SITE RESTORATION.
- THE CONTRACTOR SHALL RESTORE ALL DITCHES, SWALES, ROAD SHOULDERS, ENTRANCES AND BANK LINES TO THEIR ORIGINAL SLOPES AND GRADES EXCEPT AS SHOWN OTHERWISE.
- NO SERVICES WILL BE INSTALLED AS PART OF THIS PROJECT.
- INTERURBAN TRAFFIC GENERATED OUTSIDE THE PROJECT AREA, AND LOCAL BUSINESS OR RESIDENTIAL TRAFFIC GENERATED WITHIN THE PROJECT AREA ARE TO BE CARRIED THROUGH CONSTRUCTION AS FURTHER PROMULGATED BY PROJECT SPECIAL PROVISIONS.
- RUBBLE FROM THE REMOVAL OF MISCELLANEOUS STRUCTURES INCLUDING ANY TREES REMOVED AND TREE TRIMMINGS SHALL BE DISPOSED OF ON SITES TO BE PROVIDED BY THE CONTRACTOR. THESE SITES SHALL BE APPROVED BY THE ENGINEER AS TO SUITABILITY, APPEARANCE AND SITE LOCATION. LOCATIONS THAT, IN THE OPINION OF THE ENGINEER, WILL LEAVE AN UNSIGHTLY APPEARANCE WILL NOT BE APPROVED. ALL DISPOSAL SITES MUST BE APPROVED BY THE KANSAS DEPARTMENT OF HEALTH AND ENVIRONMENT. MATERIAL EITHER STOCKPILED OR DISPOSED OF IN A FLOOD PLAIN WOULD REQUIRE A KANSAS STATE BOARD OF AGRICULTURE PERMIT. ANY MATERIAL DUMPED IN WATERS OF THE UNITED STATES OR WETLANDS IS SUBJECT TO U.S. CORPS OF ENGINEERS PERMITTING REGULATIONS. ANY MATERIAL BURIED OR STOCKPILED BEYOND APPROVED CONSTRUCTION LIMITS WOULD REQUIRE ADDITIONAL ARCHAEOLOGICAL INVESTIGATIONS UNLESS BURIED IN A PREVIOUSLY APPROVED BORROW LOCATION.
- ALL DISTURBED AREAS TO BE SEEDED WITH RYE GRASS AT A RATE OF 200 LBS. PER ACRE WITHIN 10 DAYS OF CONSTRUCTION. CONTRACTOR TO PREPARE GROUND PER CITY SPECIFICATIONS.
- THE CONTRACTOR SHALL LAY A TRACER WIRE & SET TEST STATIONS ALONG ALL WATER LINE PIPE INSTALLED IN ACCORDANCE WITH CITY OF WICHITA SPECIFICATIONS & TRACER WIRE DETAIL ON DETAIL SHEET. COST IS SUBSIDIARY TO PIPE INSTALLATION.
- CONTRACTOR TO COORDINATE CONSTRUCTION OF WATERLINE WITH OTHER CONSTRUCTION ACTIVITIES ON SITE. THIS INCLUDES SANITARY SEWER AND MASS GRADING PROJECTS.
- ANY TREE THAT MUST HAVE BRANCHES REMOVED SHALL BE TRIMMED WITH A SHARP INSTRUMENT/TOOL THAT IS INTENDED FOR SUCH OPERATIONS. GAIN APPROVAL FROM MKEC BEFORE REMOVING BRANCHES FROM ANY TREE. KNOCKING BRANCHES OFF WITH A BACKHOE OR OTHER SIMILAR MACHINES IS NOT ACCEPTABLE.

WATER DISTRIBUTION SYSTEM IMPROVEMENTS

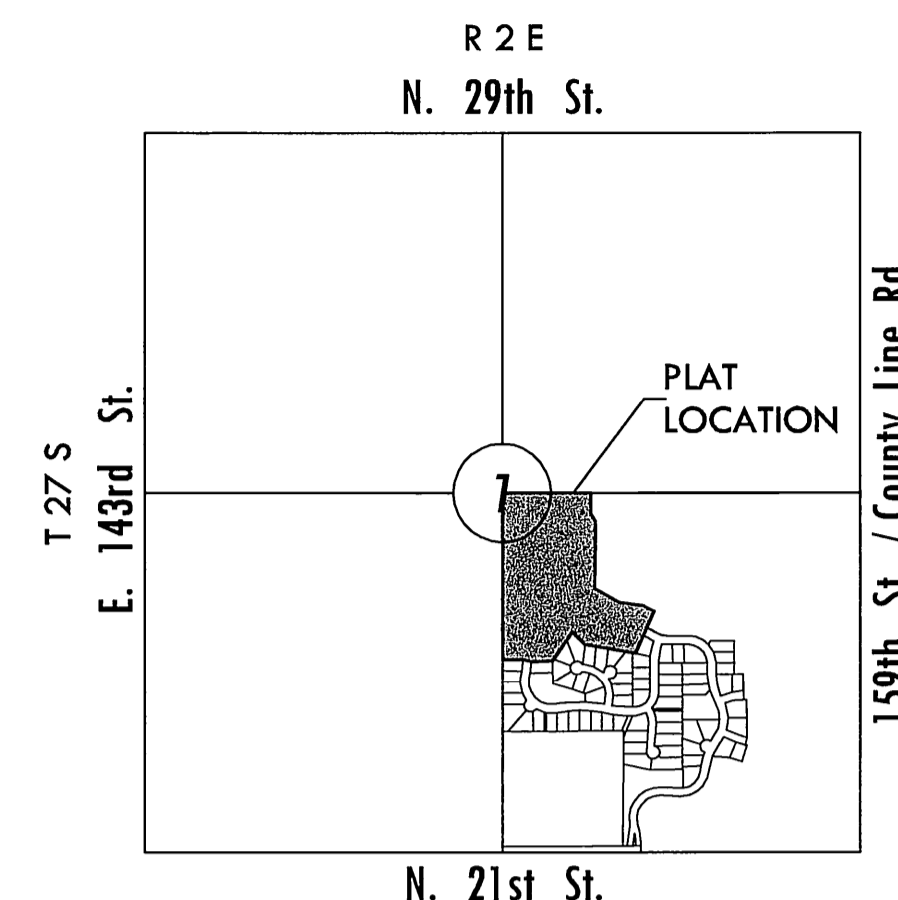
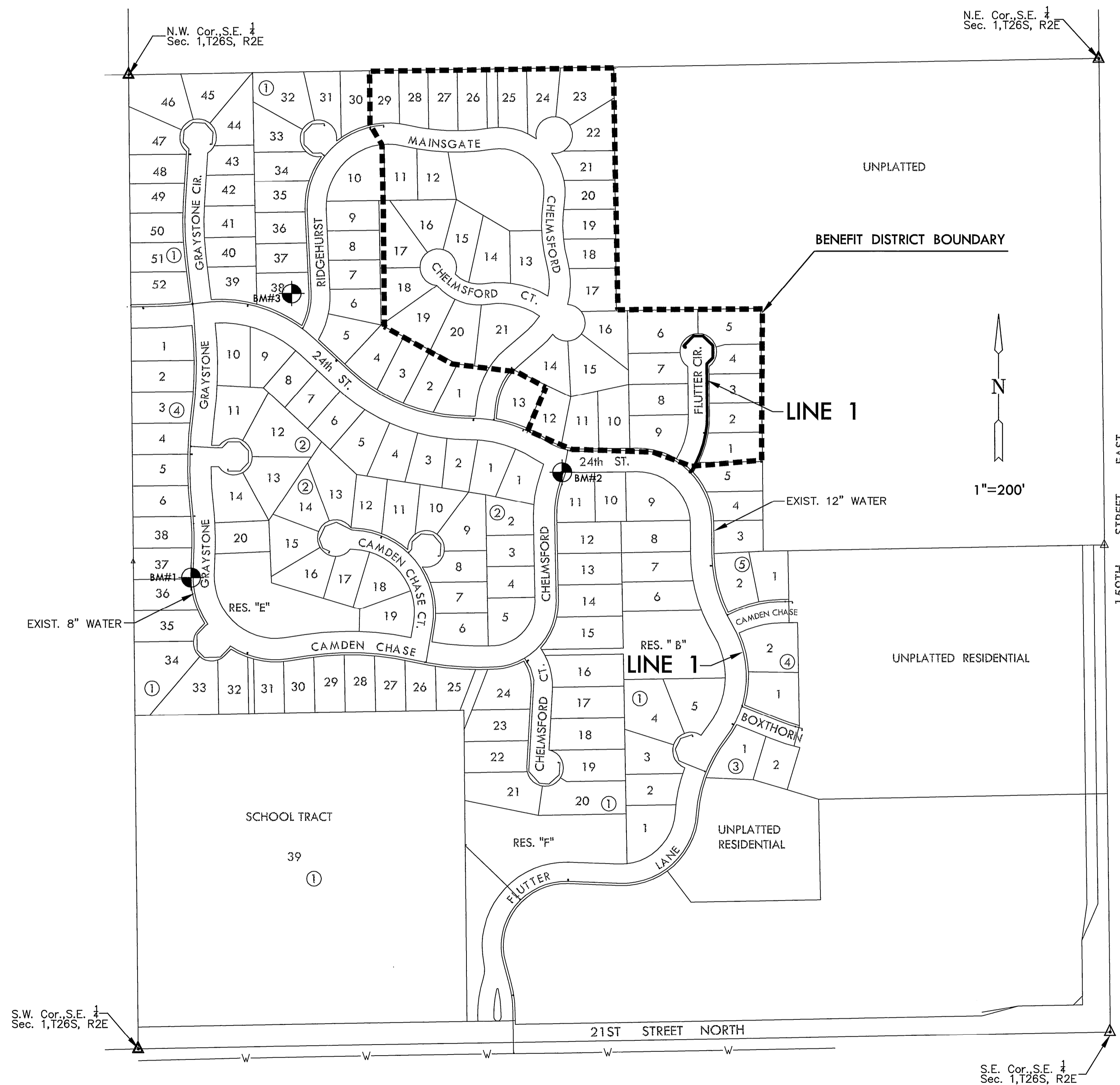
TO SERVE

MONARCH LANDING SECOND ADDITION

PROJECT NO. 448-90335

THE CITY OF WICHITA, KANSAS
JAMES L. ARMOUR, CITY ENGINEER

OCA NO. 735433



VICINITY MAP


INDEX TO DRAWINGS

SHEET NO.	DESCRIPTION
1	TITLE SHEET
2	DETAILS
3	LINE 1
4	BUBBLE MAP
5-9	BMP DETAILS
10	PLAT

BENCHMARKS

BM#1	Chiseled square on top of west curb of Graystone between Lots 36 & 37, Block 1, Monarch Landing Addition. Elev. = 1371.78 NGVD 29.
BM#2	BM Brass disc in top of curb at south end of southeast return at 24th Street and Chelmsford in Monarch Landing Addition. Elev. = 1377.24 NGVD 29.
BM#3	Top of fence T-post flush with the ground, 28' West and 40' South of the northeast corner of Lot 38, Block 1, Monarch Landing 2nd Addition. Elev. = 1370.40 NGVD 29.

NOTE: WATER LINE VALVES TO BE OPERATED BY CONTRACTOR ONLY IF WATER INSPECTOR IS ON SITE.



MKEC
ENGINEERING
CONSULTANTS, INC.

411 N. WEBB ROAD
WICHITA, KS. 67206
316-684-9600

WATER DISTRIBUTION SYSTEM
MONARCH LANDING SECOND
PHASE 2 PART A

TITLE SHEET

SHEET TITLE
448-90335
PROJECT NUMBER

DFL / KKL / GJA
DESIGNED DRAWN CHECKED

ISSUED
June 2009

REVISED

SHEET NO.

1 of 10