

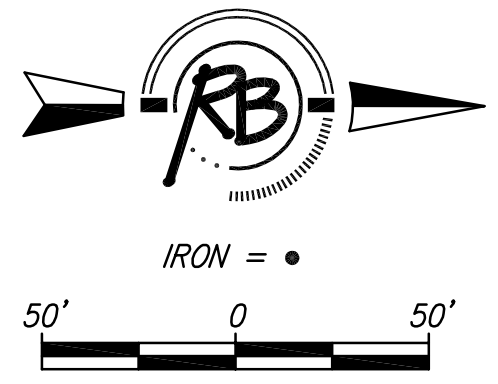



-  INLET PROTECTION (14 total)
-  CURLEX (9263 SY)



NOTE: ROLL TYPE CURB AND GUTTER TO BE CONSTRUCTED ALONG PAVEMENT DEPICTED ON THIS SHEET

**Airport Industrial Addition
Erosion Control Plan
WICHITA, KANSAS**



Ruggles & Bohm, P.A.
Engineering, Surveying, Land Planning

924 North Main (316) 264-8008
Wichita, Kansas 67203 (316) 264-4621 fax
www.rbkansas.com E-mail: info@rbkansas.com

DRAWING FILE {Survey Base} PROJECT NUMBER 482-84648 DATE Sept 24, 2008

DESIGN	KWL	RB JOB	3248T
DRAWN	RLS	SHEET	22
REVIEW		OF	33
UTILITY			