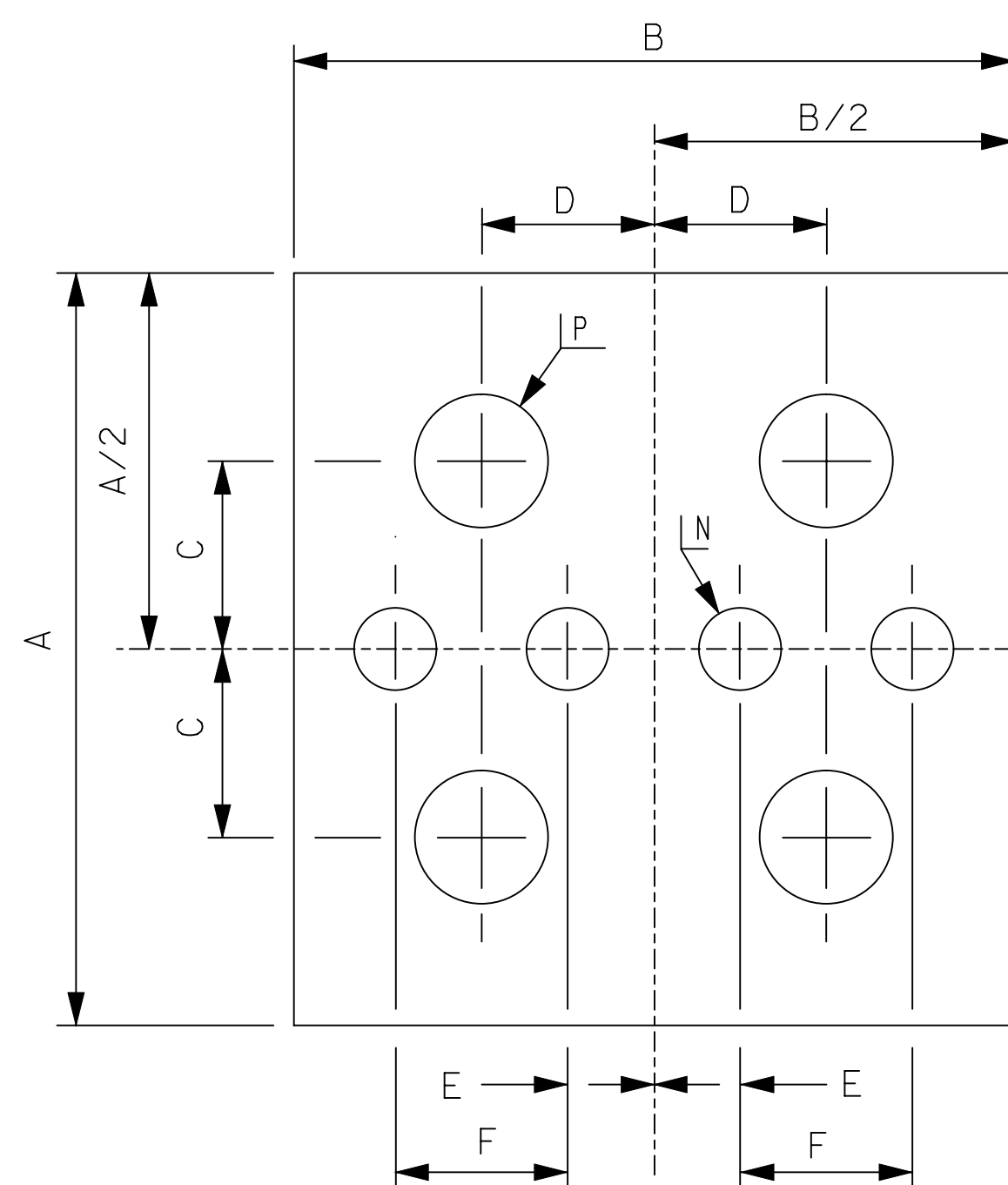
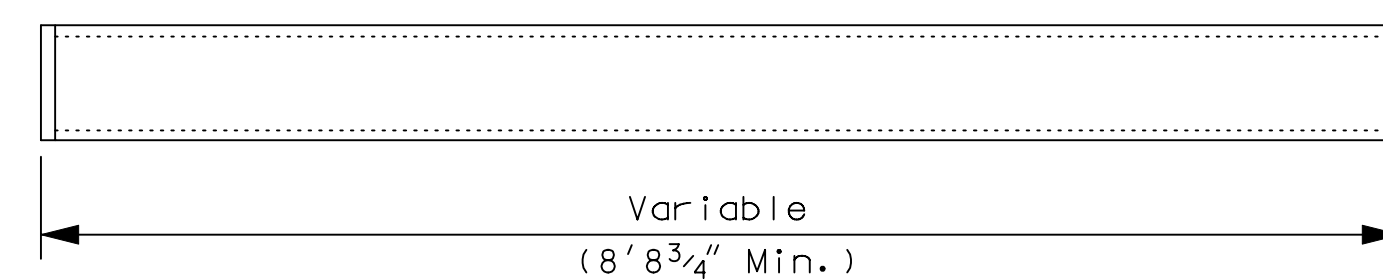


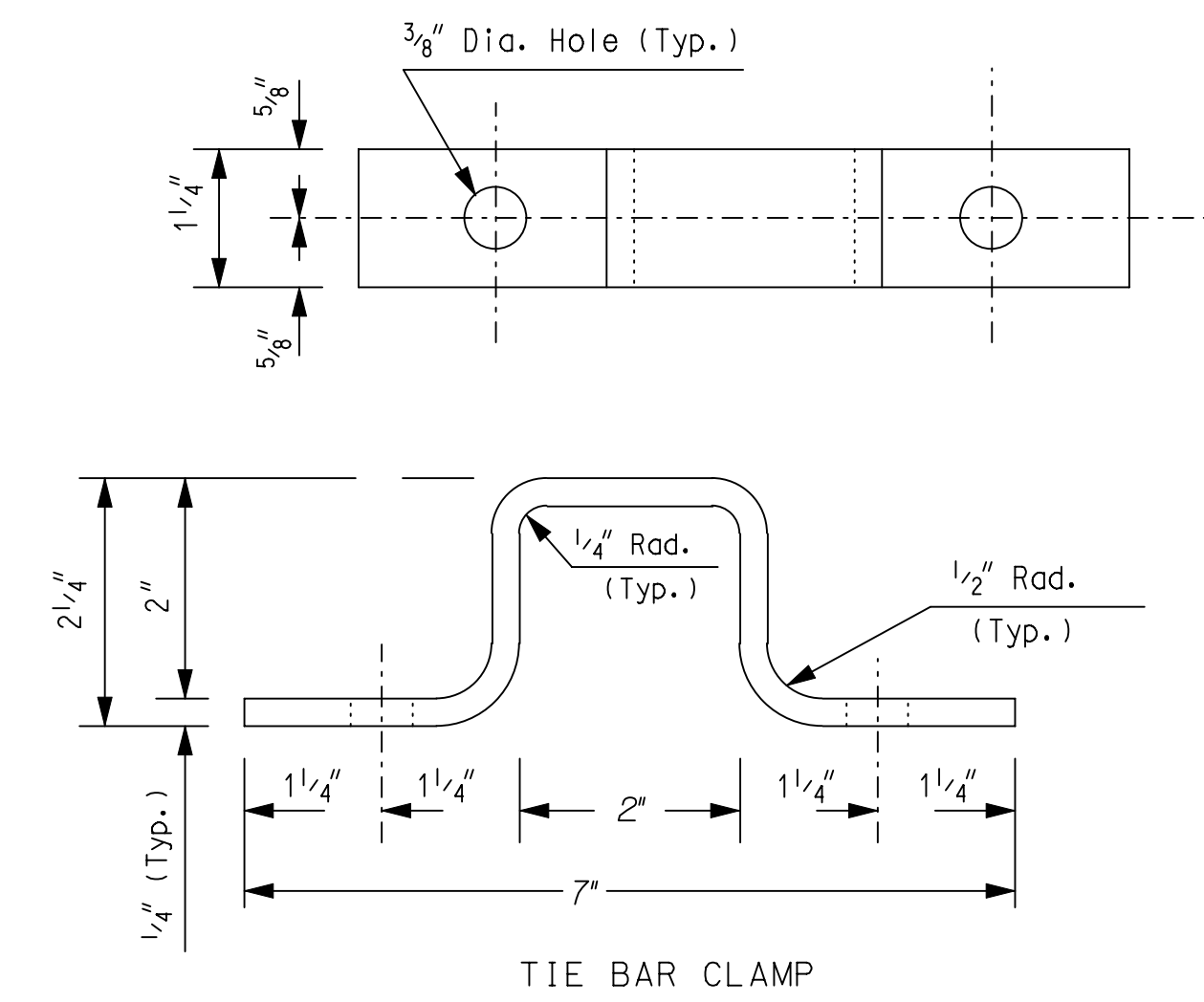
BREAKAWAY HINGE and STRUCTURAL TUBE TIE BAR MOUNTING



FUSE PLATE DETAIL



STRUCTURAL TUBE TIE BAR
2" x 2" x 3/16" wall



TIE BAR CLAMP

FUSE DATA TABLE												
POST SIZE	BOLT SIZE	A	B	C	D	E	F	N	P	T3	X	Z
S 3 x 5.7	1/2" x 1 3/4"	4 1/4"	2 3/8"	1 1/4"	1 1/16"	9/32"	9/16"	1 1/32"	9/16"	1/4"	1 1/16"	3/4"
W 6 x 9	5/8" x 1 3/4"	4 3/4"	4"	1 3/8"	1"	15/32"	15/16"	1/2"	1 1/16"	3/16"	1 1/8"	5/8"
W 10 x 12	3/4" x 2"	4 3/4"	4"	1 3/8"	1"	15/32"	15/16"	15/32"	13/16"	1/4"	1 1/8"	1 1/16"
W 10 x 22	1" x 2 1/2"	6"	5 3/4"	1 1/2"	1 3/8"	1 1/16"	1 3/8"	2 1/32"	1 1/16"	5/16"	1 3/8"	1 3/16"

⊕ S3 x 7.5 steel post may be substituted for the S3 x 5.7 steel post

Dimensions "N" and "P" are hole diameters.
Dimension "T3" is the fuse plate thickness.

GENERAL NOTES

Design conforms with AASHTO "Standard Specifications for Structural Supports for Highway Signs, Luminaires, and Traffic Signals 2002". Breakaway base and hinge design conforms with "Breakaway Roadside Sign Support Structures", Texas Transportation Institute, Texas A&M University, July 1967.

Fuse plate steel shall conform to ASTM A36 (No substitutes will be allowed). All other structural steel shall conform to ASTM A36 or A572 Grade 345. Alternates using ASTM A588 or A242 Grade 345 or other approved steels may be substituted for ASTM 572 steel. All structural steel shall be galvanized in accordance with ASTM A123 after fabrication.

All high strength bolts, nuts, and washers shall conform to ASTM A325 and shall be coated in accordance with the coating specifications.

The fuse plate shall be centered on the saw cut and the steel post.

It is permissible to close the ends of the structural tubing tie bar with a steel plate.

Plotted By : gdr
Plot File : I:\2009\0921\Standards\0921\3-Standards-TE464.dgn
Plot Date : 9/16/2009

All dimensions are in inches, unless otherwise noted.

3				
2				
1				
NO.	DATE	REVISIONS	BY	APP'D

KANSAS DEPARTMENT OF TRANSPORTATION
DETAILS FOR
STEEL BEAM BREAKAWAY POSTS
(SHEET 2 of 2)

TE464	07-01-03		
DESIGNED	DDG	APP'D	STEVEN A. BUCKLEY
DESIGN CK.	SAB	QUANTITIES	TRACED
		QUAN. CK.	TRACE CK.