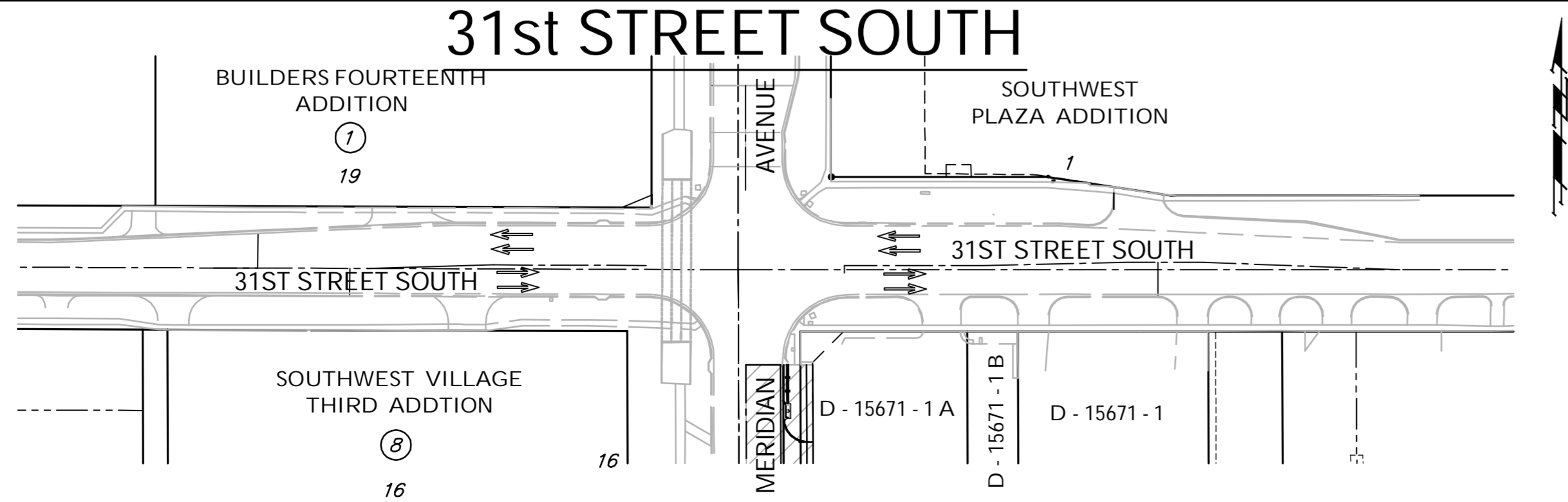
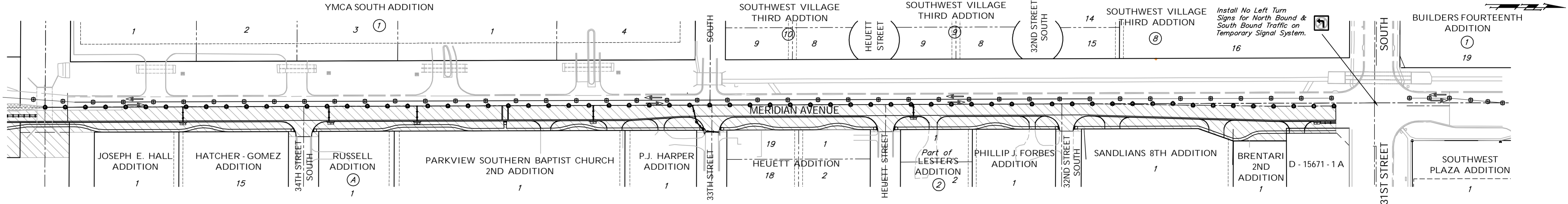
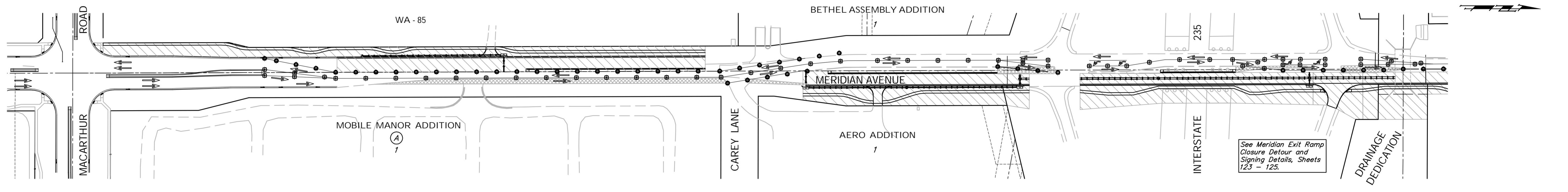
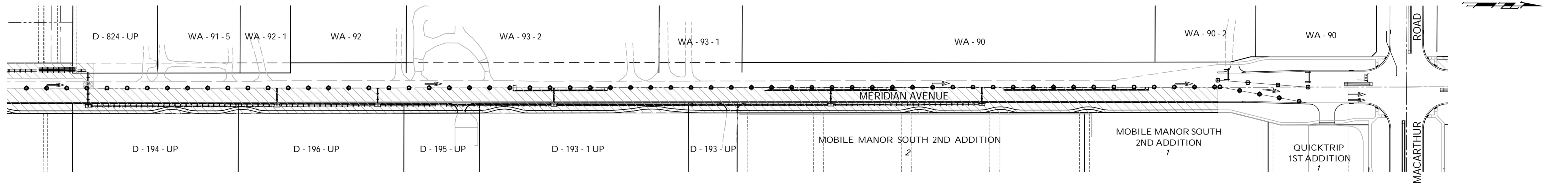
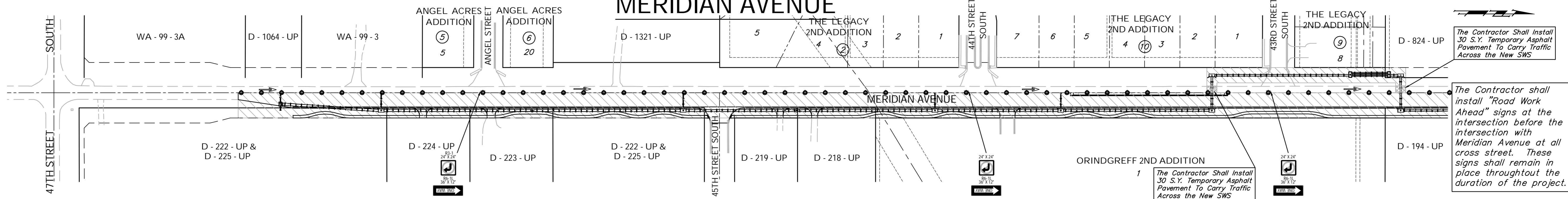


MERIDIAN AVENUE



LEGEND

- Work Area
- Temp. A.C. Pavement
- Reflectorized Drum (40' Spacing)
- Tubular Marker (30' Spacing)
- Type III Barricade
- Traffic Flow Pattern

PAVEMENT QUANTITIES FOR PHASE 2

Temporary A.C. Pavement - 60 S.Y.

PHASE 2

Close south bound traffic on Meridian south of MacArthur. Construct the SWS system & new pavement on the east half of Meridian from 47th Street South to MacArthur. Construct the SWS system & new pavement on the west half of Meridian from north of the MacArthur improvements to just south of Carey Lane. Construct the SWS system & new pavement on the east half of Meridian from north of Carey Lane to 31st Street North. The Contractor shall be allowed to close the westbound I-235 exit ramp for construction. The eastbound I-235 entrance & exit ramps and the westbound I-235 entrance ramp shall remain open. Side streets east of Meridian may be closed for construction, provided that no two consecutive streets will be closed at the same time. Access to residences & businesses on Meridian are to be maintained.