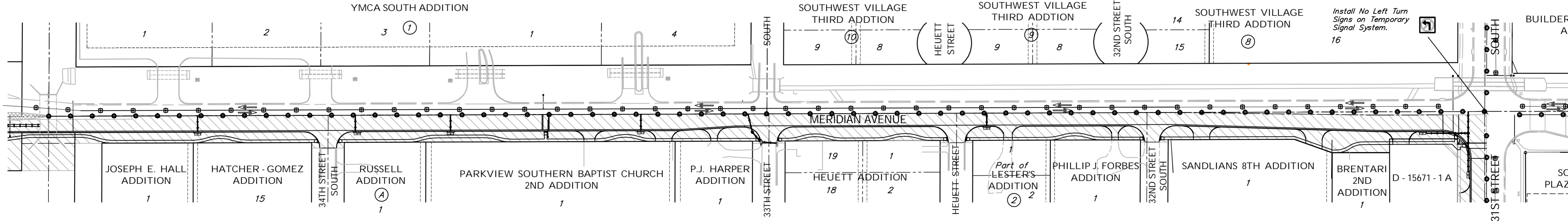
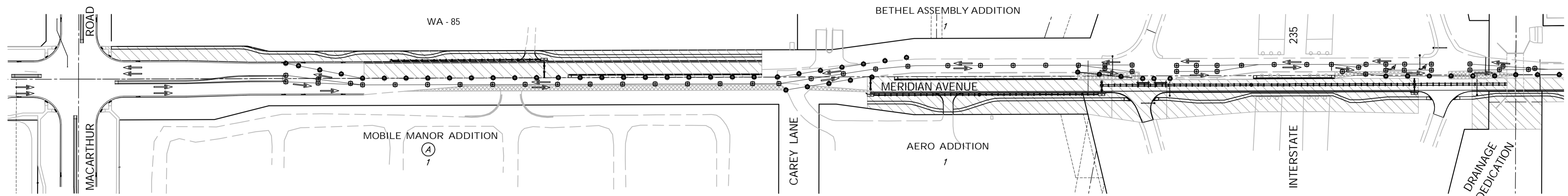
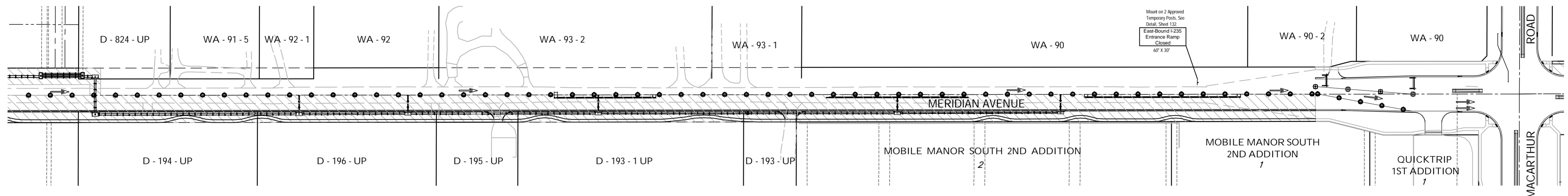
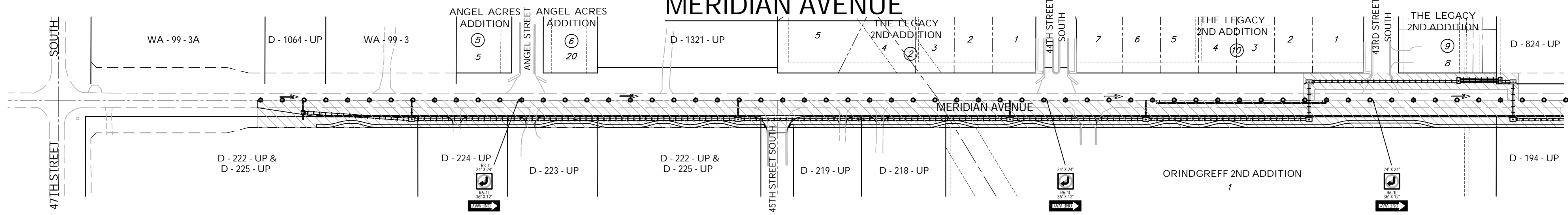
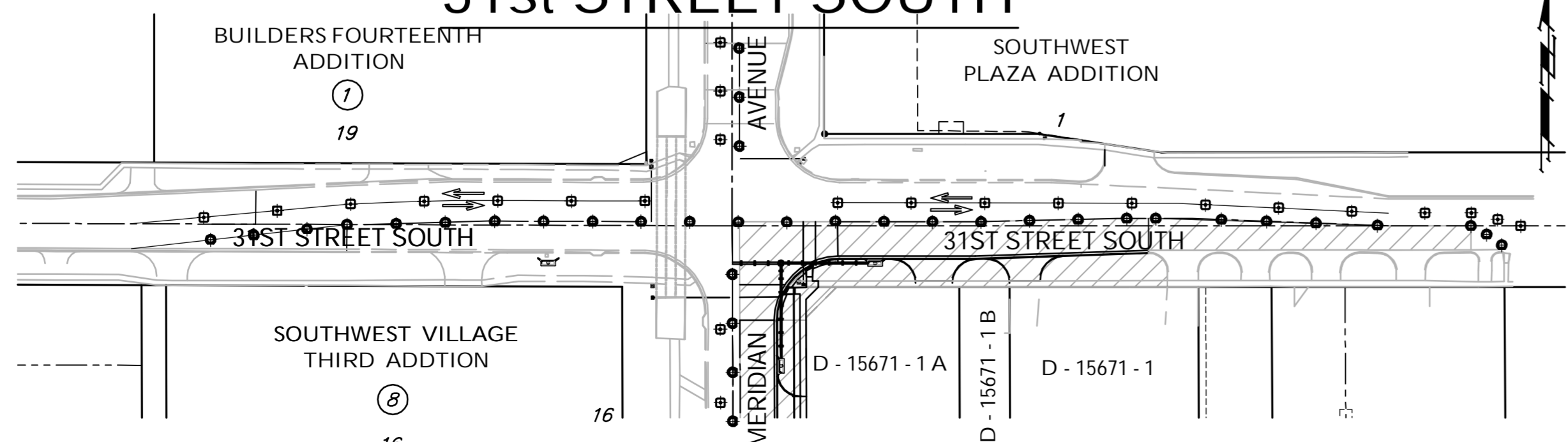


# MERIDIAN AVENUE



# 31st STREET SOUTH



**LEGEND**

- Work Area
- Temp. A.C. Pavement
- Reflectorized Drum (40' Spacing)
- Tubular Marker (30' Spacing)
- Type III Barricade
- Traffic Flow Pattern

**PHASE 2b**

Continue constructing the SWS system & new pavement on the east half of Meridian from 47th Street South to MacArthur, the west half of Meridian from north of the MacArthur improvements to just south of Carey Lane the east half of Meridian from north of Carey Lane to 31st Street North. Move traffic to the north on 31st Street South and construct the southeast quadrant of the 31st Street South-Meridian intersection. The westbound I-235 exit ramp shall be reopened & the Contractor shall be allowed to close the eastbound I-235 entrance ramp for construction. The eastbound I-235 exit ramp and the westbound I-235 entrance ramp shall remain open. Side streets east of Meridian may be closed for construction, provided that no two consecutive streets will be closed at the same time. Access to residences & businesses on Meridian are to be maintained.