


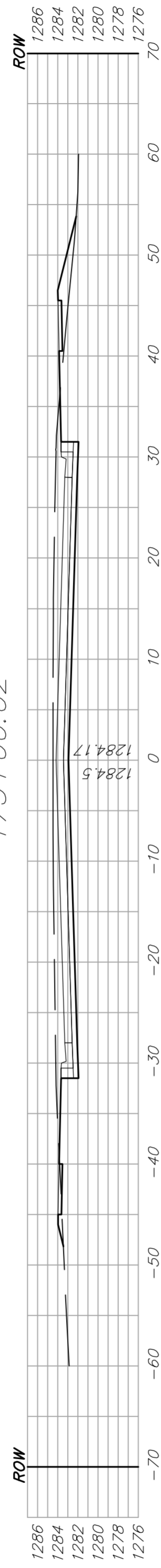
174+00



173+50



173+00.02



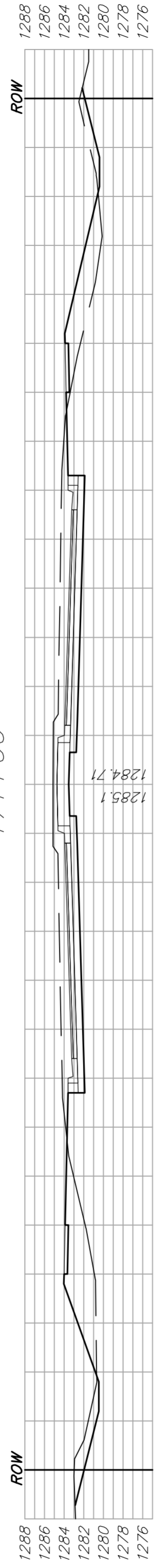
171+93.52



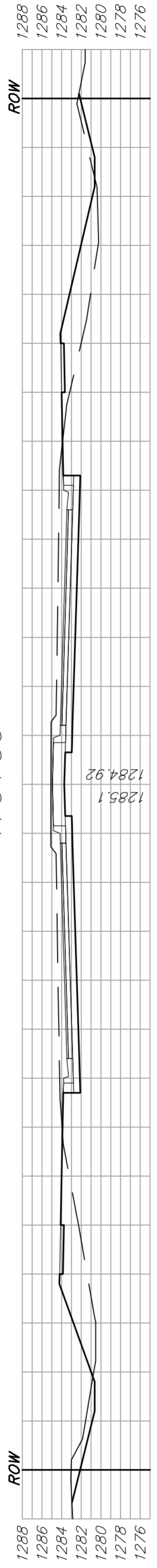
171+50



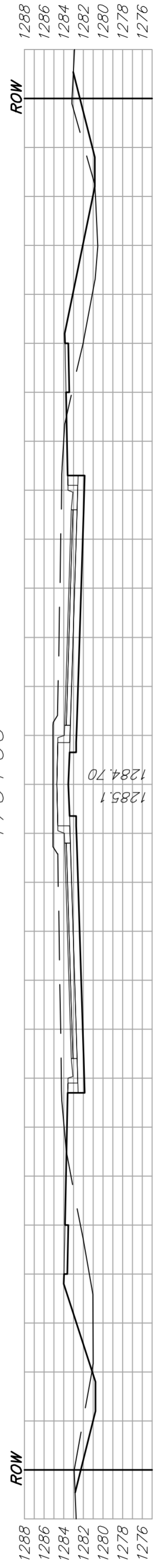
171+00



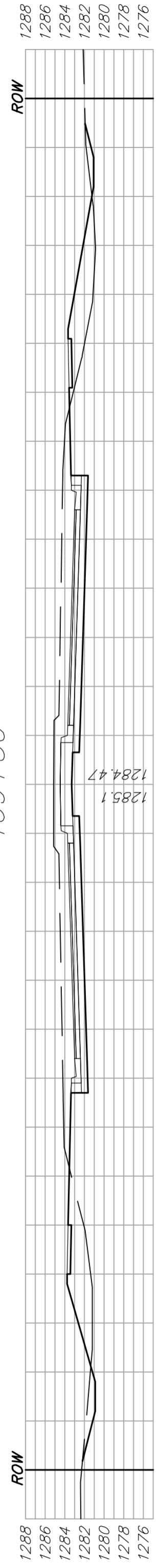
170+50



170+00



169+50



169+00



Drawing File: E:\eng\Meridian - 47th to 31st\Land\dwg\XSec.dwg [XSEC 12]

Design: ENGINEER
Drawn: STAFF
Approved: ENGINEER
Scale: 1" = 10'

Project No. 0510.E396 CAPITAL IMPROVEMENT PROJECT
MERIDIAN AVENUE
CROSS SECTIONS
MERIDIAN AVENUE - 47TH STREET SOUTH TO 31ST STREET SOUTH

B Baughman Company, P.A.
315 Ellis St. Wichita, KS 67211 P 316-262-7211 F 316-262-0149
ENGINEERING | SURVEYING | PLANNING | LANDSCAPE ARCHITECTURE

September 2009

SHEET
176
OF
187