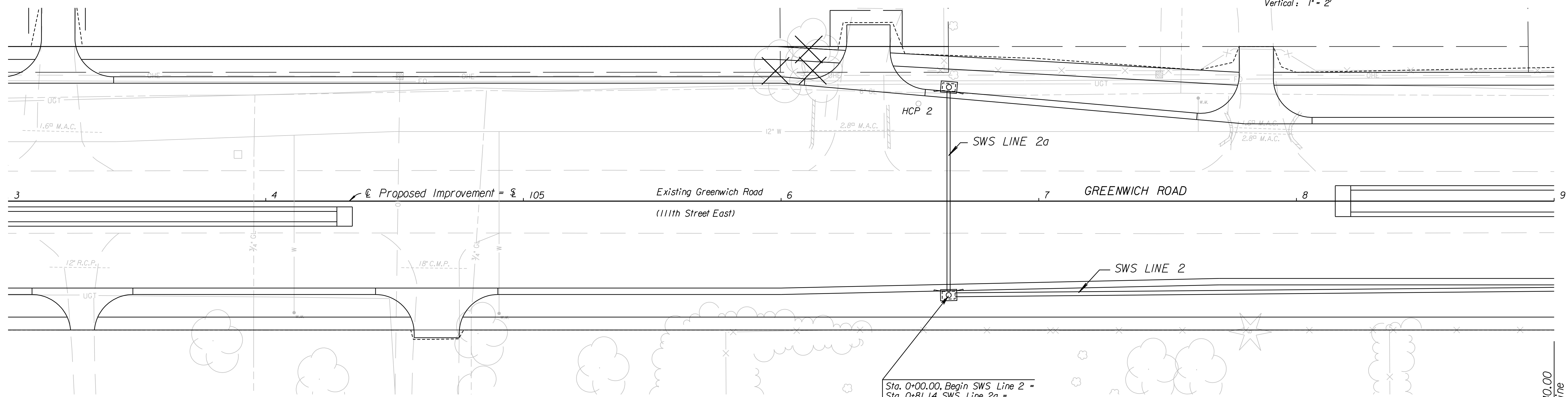
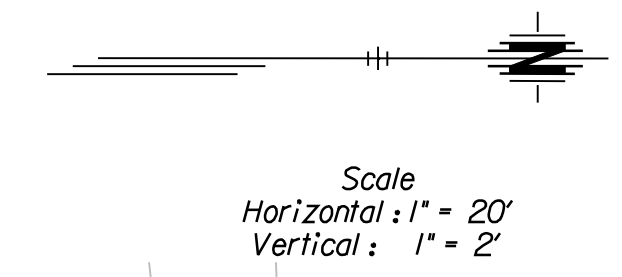


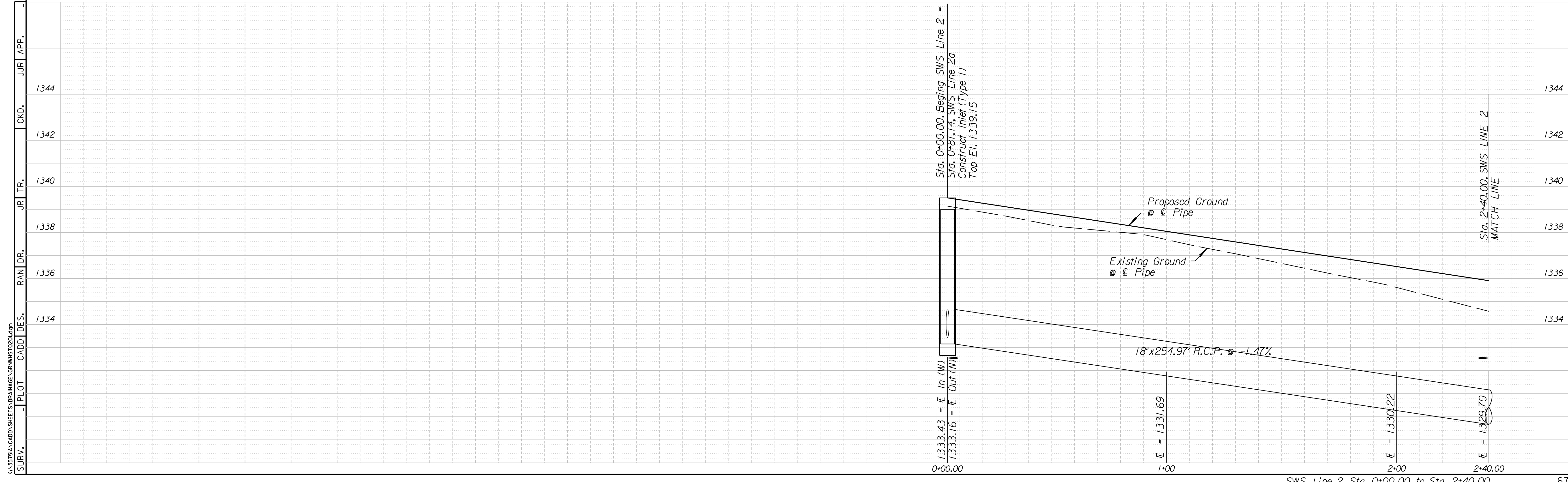
COUNTY	STATE	PROJECT NO.	YEAR	SHEET NO.	TOTAL SHEETS
SEDGWICK	KANSAS	87 N-0386-01	2009	67	255

- HCP Pt. 2 =
 @ Sta. 106+53.32, 37.84' Lt.
 1. 1/2" Rebar with Orange Cap
 2. Nail & tin in Elm tree
 3. 1/2" rebar property pin
 4. Nail & tin in power pole
- 44.50' SSW
 16.10' NW
 94.00' NNW



Sta. 0+00.00, Begin SWS Line 2 =
 Sta. 0+81.14, SWS Line 2a =
 @ Sta. 106+65.00, 36.77' Rt.
 Construct Inlet (Single/Type 1)
 (6'-4" x 4'-4")
 Install 18" x 254.97'
 Storm Sewer (RCP) (N)
 See Sh. No's 90, 96 & 97.

Sta. 2+40.00
 MATCH LINE



SURV. PLOT CADD DES. RAN DR. JRI TR. CKD. JJR APP.