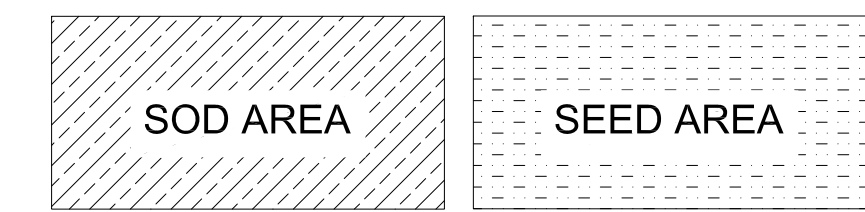
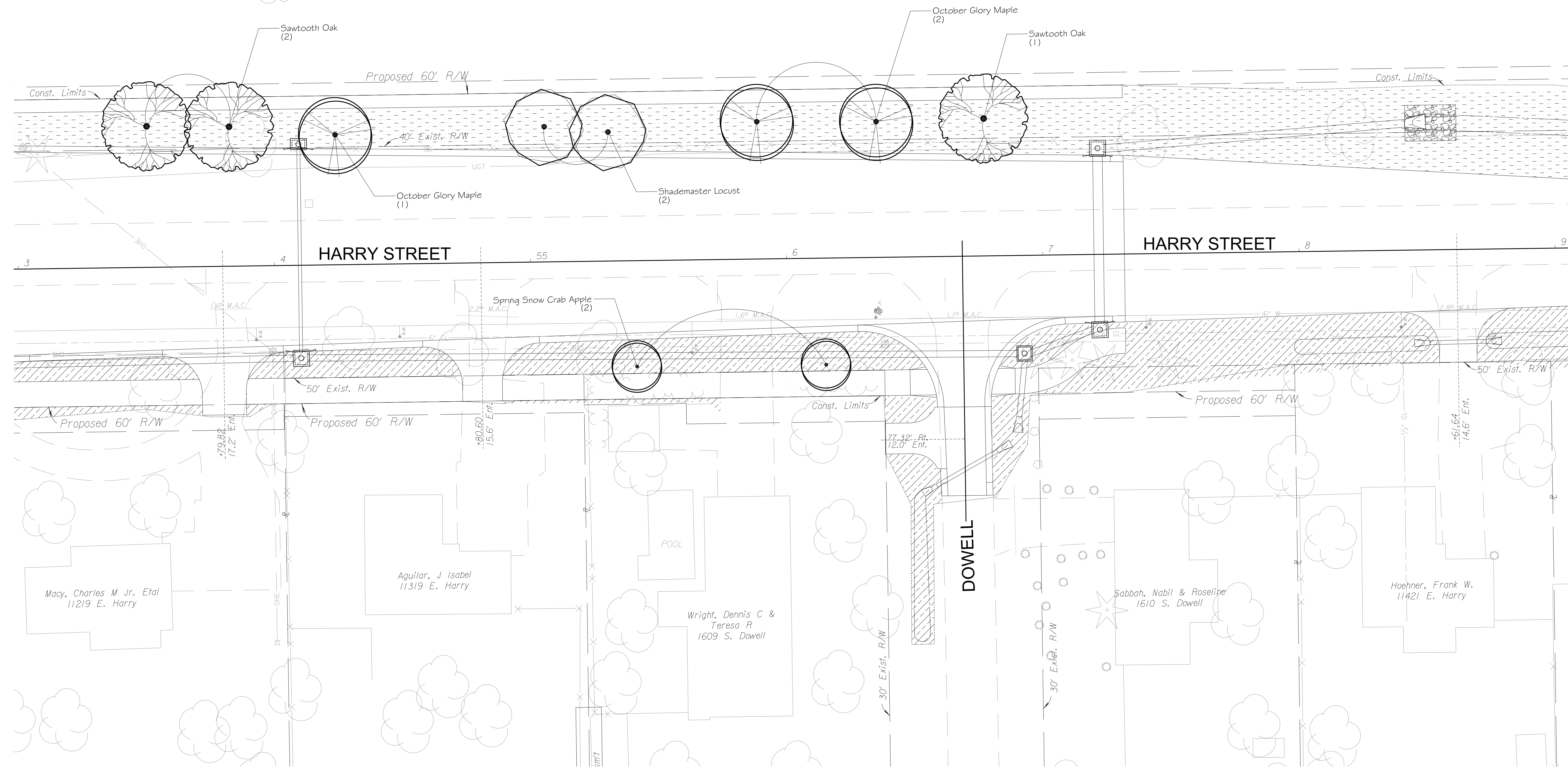


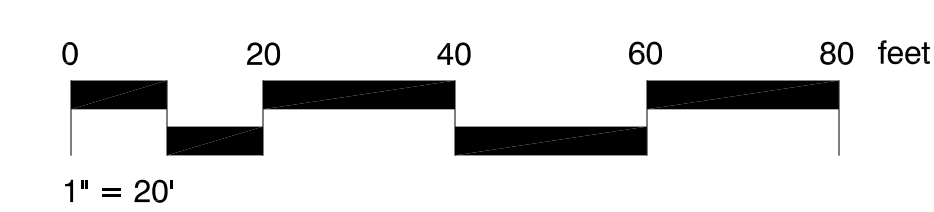
COUNTY	STATE	PROJECT NO.	YEAR	SHEET NO.	TOTAL SHEETS
SEDGWICK	KANSAS	87 N-0386-01	2009	144	255



Pray, Donald E. & Beatrice J. JTT Etal  
1510 S. Greenwich Rd.



SURV. - PLOT CADD DES. DR DR. DR TR. CKD. DR APP.



CITY OF WICHITA JAMES ARMOUR, P.E., CITY ENGINEER		
HARRY STREET		
LANDSCAPE PLAN		
STA. 53+00.00 TO STA. 59+00.00		
<b>PB</b> PARSONS BRINCKERHOFF 188. Wichita, Kansas		
SCALE 1"=20'	DATE 05/20/2009	DWG. No. 35751A