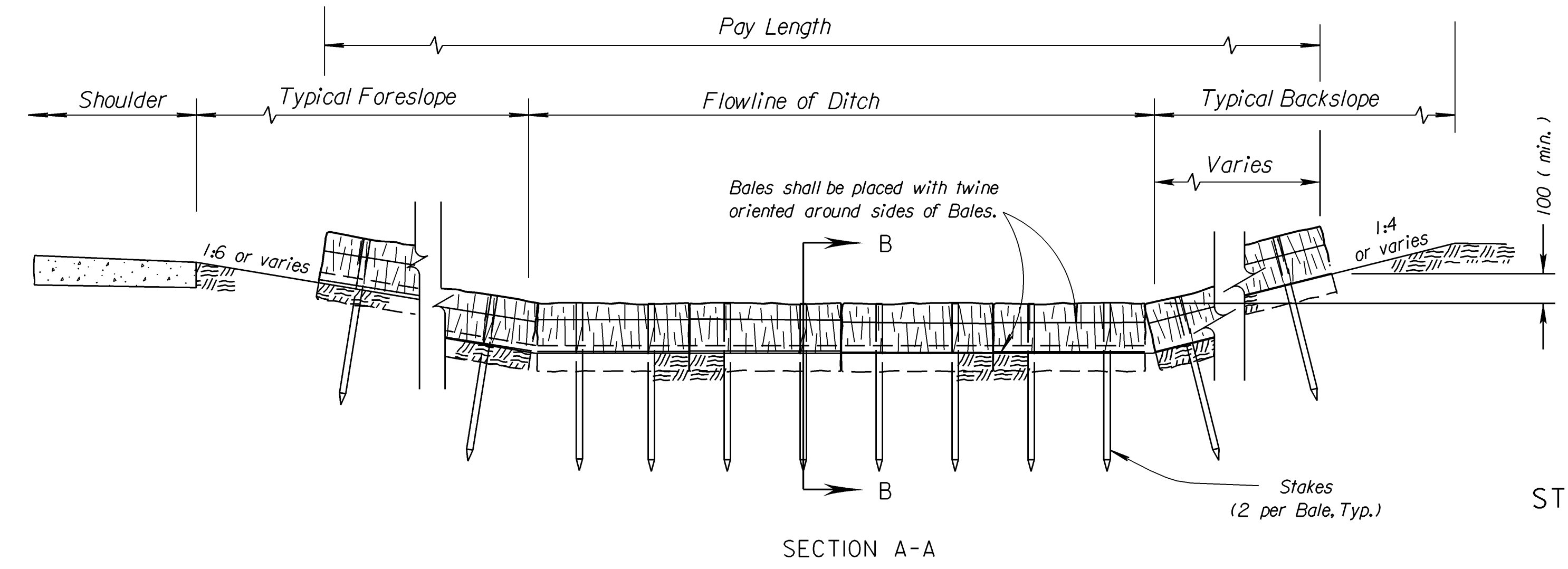
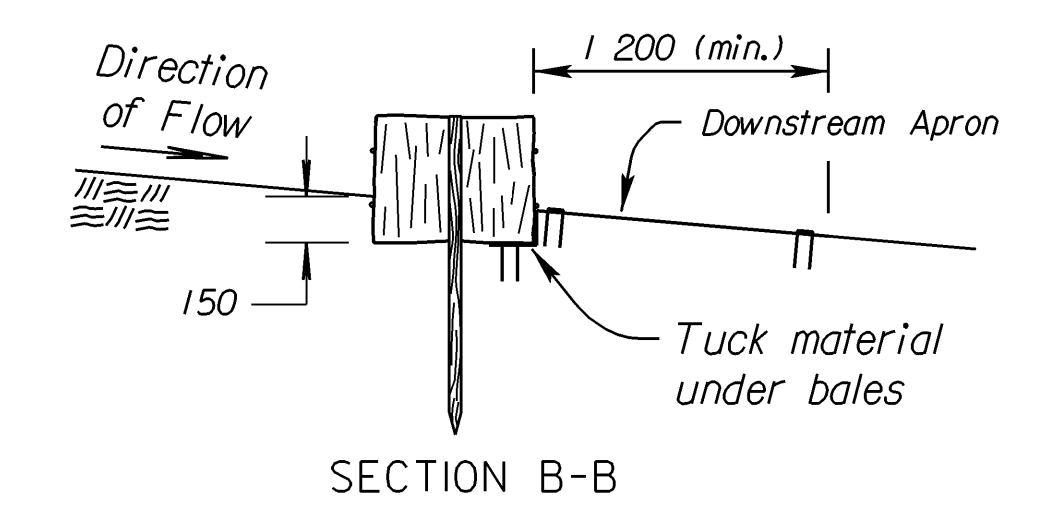
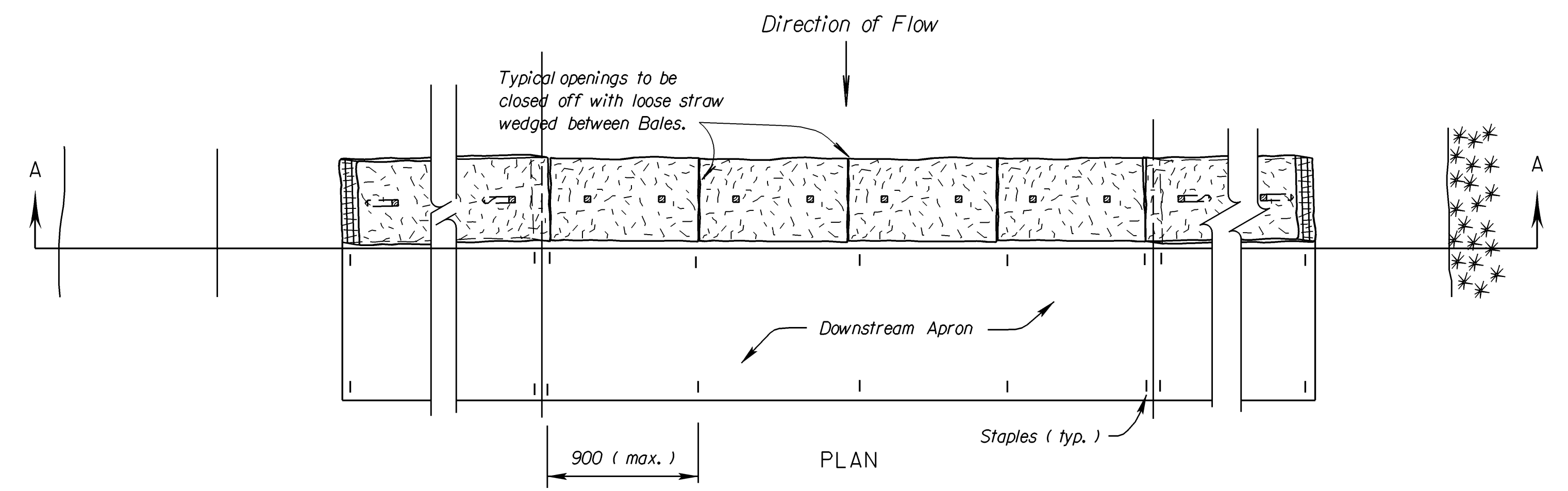


STATE	PROJECT NO.	YEAR	SHEET NO.	TOTAL SHEETS
KANSAS	54-87 K-5258-05	2003	40	51

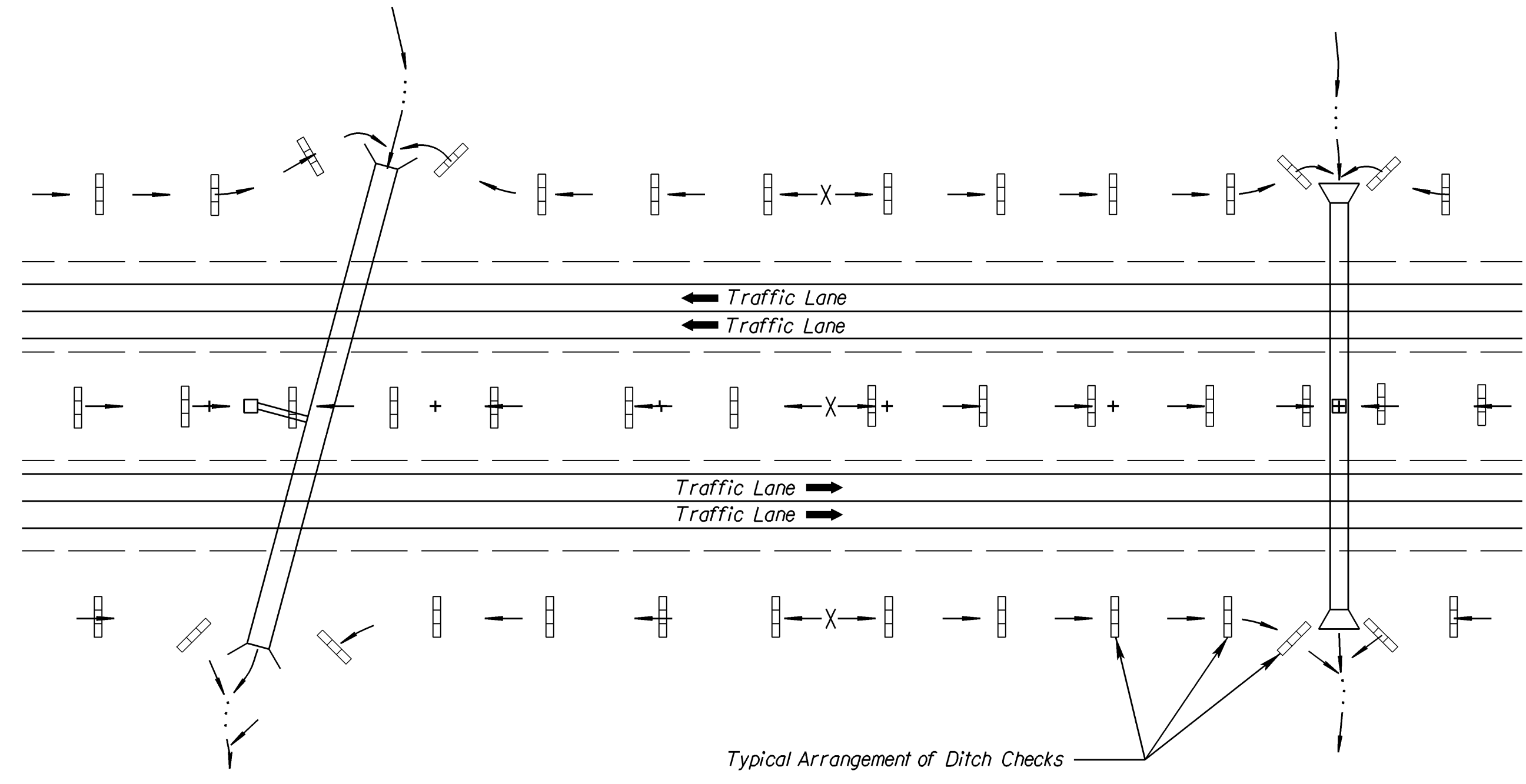


- STRAW OR HAY BALE NOTES:**
1. Place bales tightly together, with loose straw or hay wedged between bales to close off openings.
 2. Wood stakes shall be 50 mm x 50 mm (nom.) x 1 200 mm (min.) long.
 3. Use as many bales as necessary to completely block the ditch and to prevent water from flowing around the ends of the ditch check.
 4. Use only twine to bind bales. The use of wire binding is prohibited because it does not readily biodegrade.
 5. Use silt fence material as the downstream apron to prevent scour below the ditch check.
 6. Wire staples shall be 150 mm long by 25 mm wide, minimum.

STRAW OR HAY BALE DITCH CHECK
NO SCALE

DITCH @ SLOPE (%)	SPACING INTERVAL (METERS)
1.0	61
2.0	30
3.0	20
4.0	15
5.0	12
6.0	10

NOTE: Use this spacing for all except Rock Ditch Checks.



TYPICAL DITCH CHECK LAYOUT PLAN
NO SCALE

- GENERAL NOTES:**
- 1) The choice of ditch check methods is at the option of the Contractor.
 - 2) Use only rock checks in situations where the ditch slope exceeds 6 percent.
 - 3) Ditch checks damaged by Contractor's negligence, including improper maintenance or lack of maintenance, shall be repaired by Contractor at no extra cost to KDOT.

5					
4					
3					
2					
1	5/10/99	Revised Standard		WCL	RDR
NO.	DATE	REVISIONS		BY	APP'D

KANSAS DEPARTMENT OF TRANSPORTATION
TEMPORARY EROSION AND POLLUTION CONTROL
STRAW OR HAY BALE DITCH CHECKS

LA852E SI

F.H.W.A. APPROVAL	5/20/99	APP'D	Richard D. Ross
DESIGNED	WCL	DETAILED	WCL
DESIGN CK.	RDR	DETAIL CK.	RDR
		QUANTITIES	TRACED
		QUAN.CK.	TRACE CK.

Drawn By : unfiled
 DGN File : \$\$\$\$\$\$DGN\$SPEC\$\$\$\$\$ PLOT 1
 Plotted : 10/16/2003