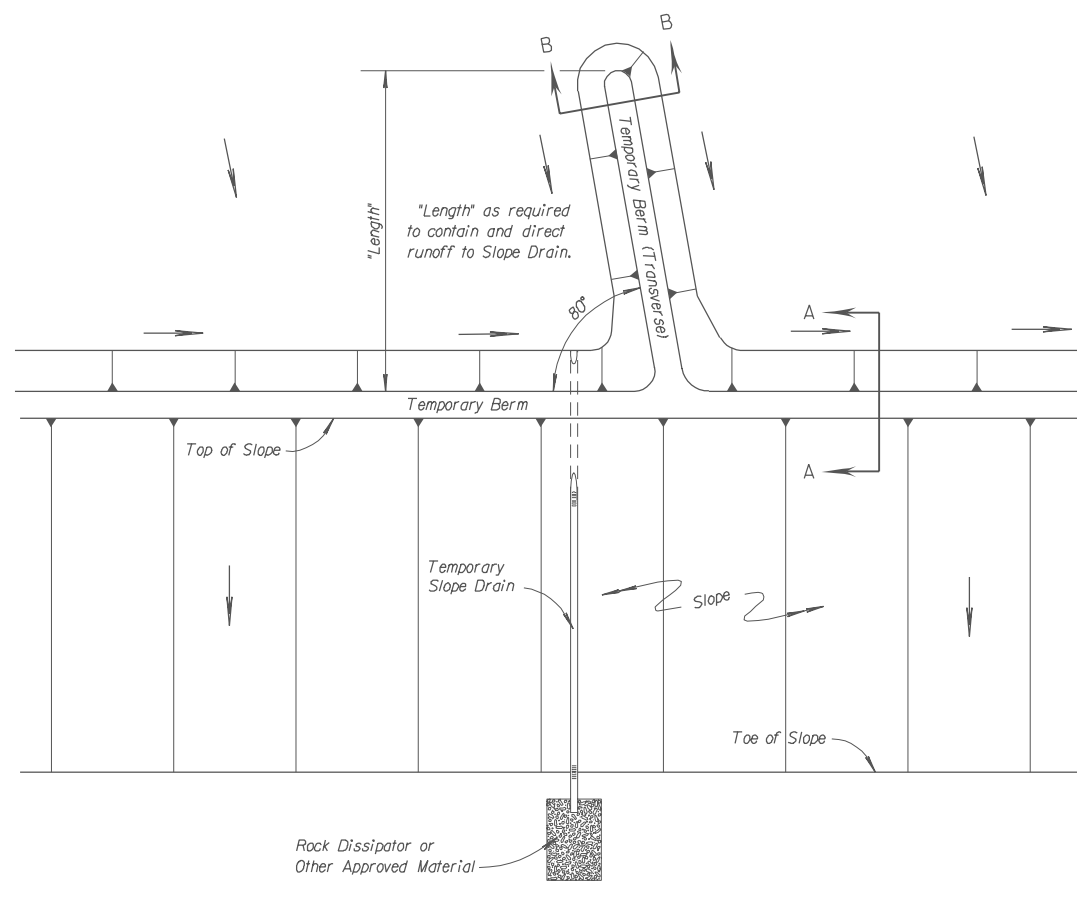
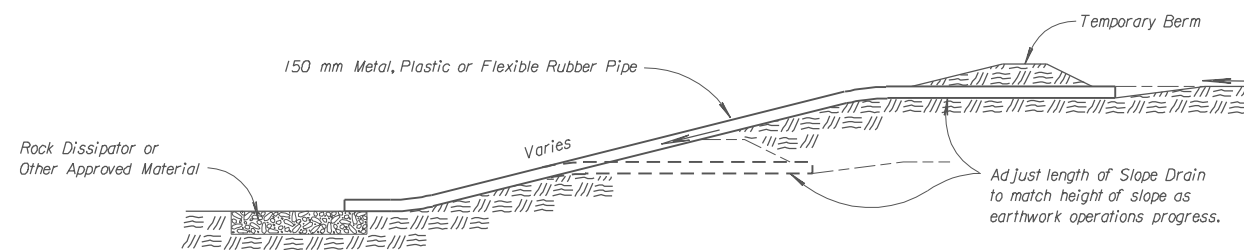


STATE	PROJECT NO.	YEAR	SHEET NO.	TOTAL SHEETS
KANSAS	87 N-0187-01	2006	32	47

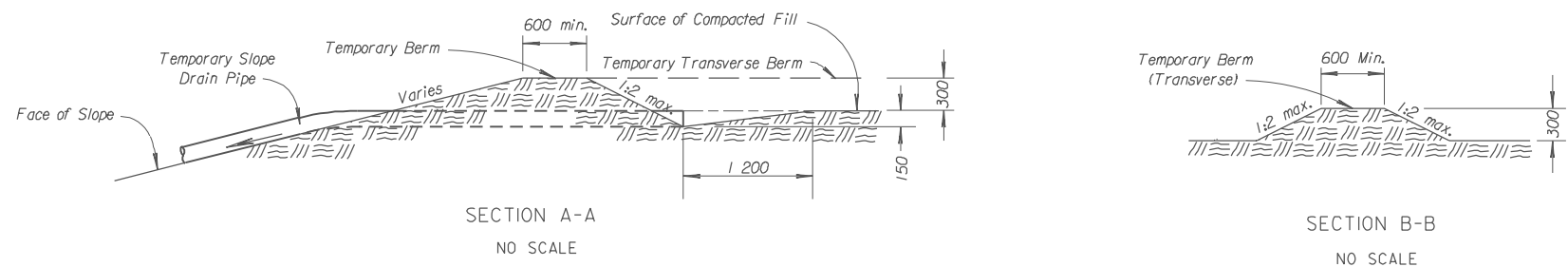
- NOTES:
- 1) Temporary Slope Drain and Temporary Berm may be used on either project foreslopes or project backslopes.
 - 2) Discharge of Slope Drains shall be into stabilized ditch or area, or into Sediment Basin.
 - 3) Pipe shall be secured in place as approved by Engineer.



TYPICAL PLAN VIEW OF TEMPORARY BERM AND TEMPORARY SLOPE DRAIN
NO SCALE



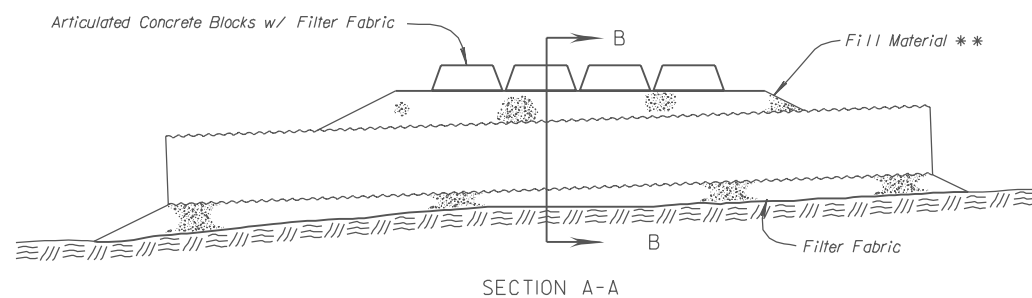
TYPICAL PROFILE OF TEMPORARY SLOPE DRAIN
NO SCALE



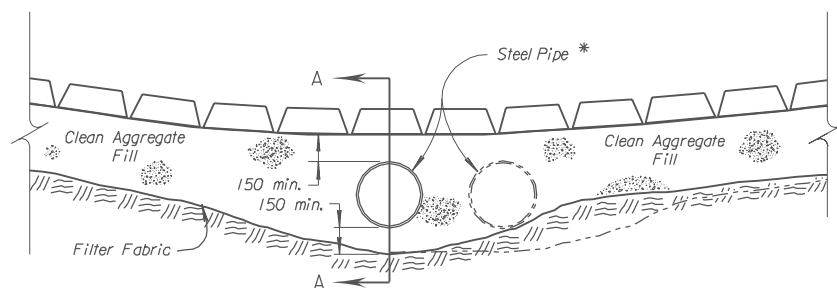
SECTION A-A
NO SCALE

SECTION B-B
NO SCALE

TYPICAL PROFILE OF TEMPORARY BERM
NO SCALE



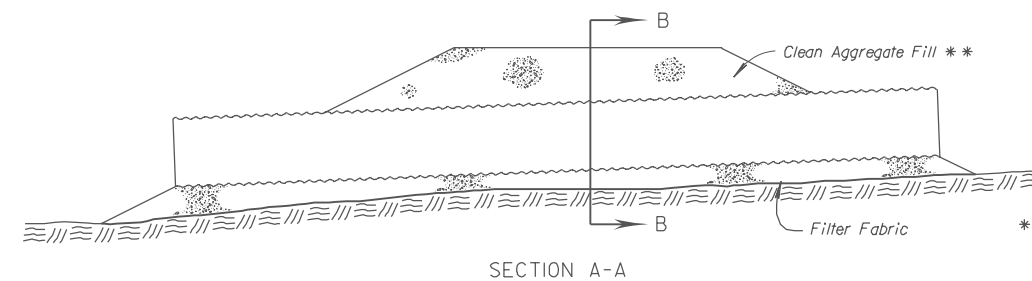
SECTION A-A



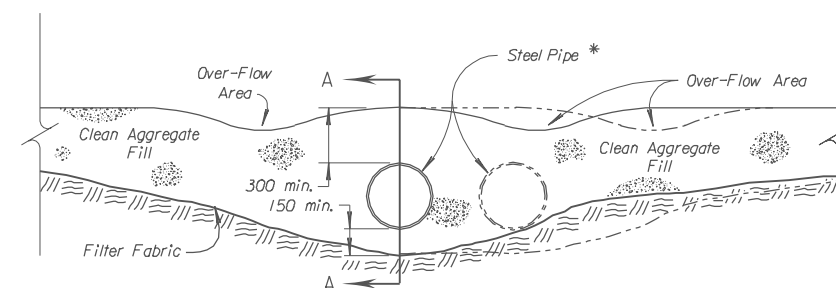
SECTION B-B

TEMPORARY STREAM CROSSING (ARTICULATED CONCRETE BLOCKS)
NO SCALE

* NOTE:
Quantity, length and diameter of steel pipe to be determined by design flow calculations.



SECTION A-A



SECTION B-B

TEMPORARY STREAM CROSSING (AGGREGATE)
NO SCALE

* NOTE:
Quantity, length and diameter of steel pipe to be determined by design flow calculations.

3					
2					
1	5/10/99	Revised Standard		WCL	RDR
NO.	DATE	REVISIONS		BY	APP'D

KANSAS DEPARTMENT OF TRANSPORTATION
TEMPORARY EROSION AND POLLUTION CONTROL
TEMPORARY SLOPE DRAIN
TEMPORARY STREAM CROSSING (AGGREGATE)
TEMP. STREAM CROSS. (ARTC. CONC. BLOCKS)
LA852B SI

F.H.W.A. APPROVAL	5/20/99	APP'D	Richard D. Ross
DESIGNED	WCL	QUANTITIES	TRACED
DESIGN CK.	RDR	QUAN. CK.	TRACE CK.