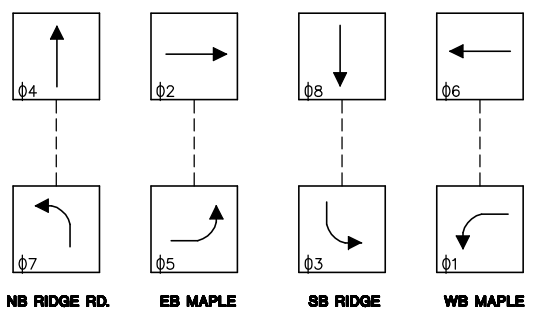
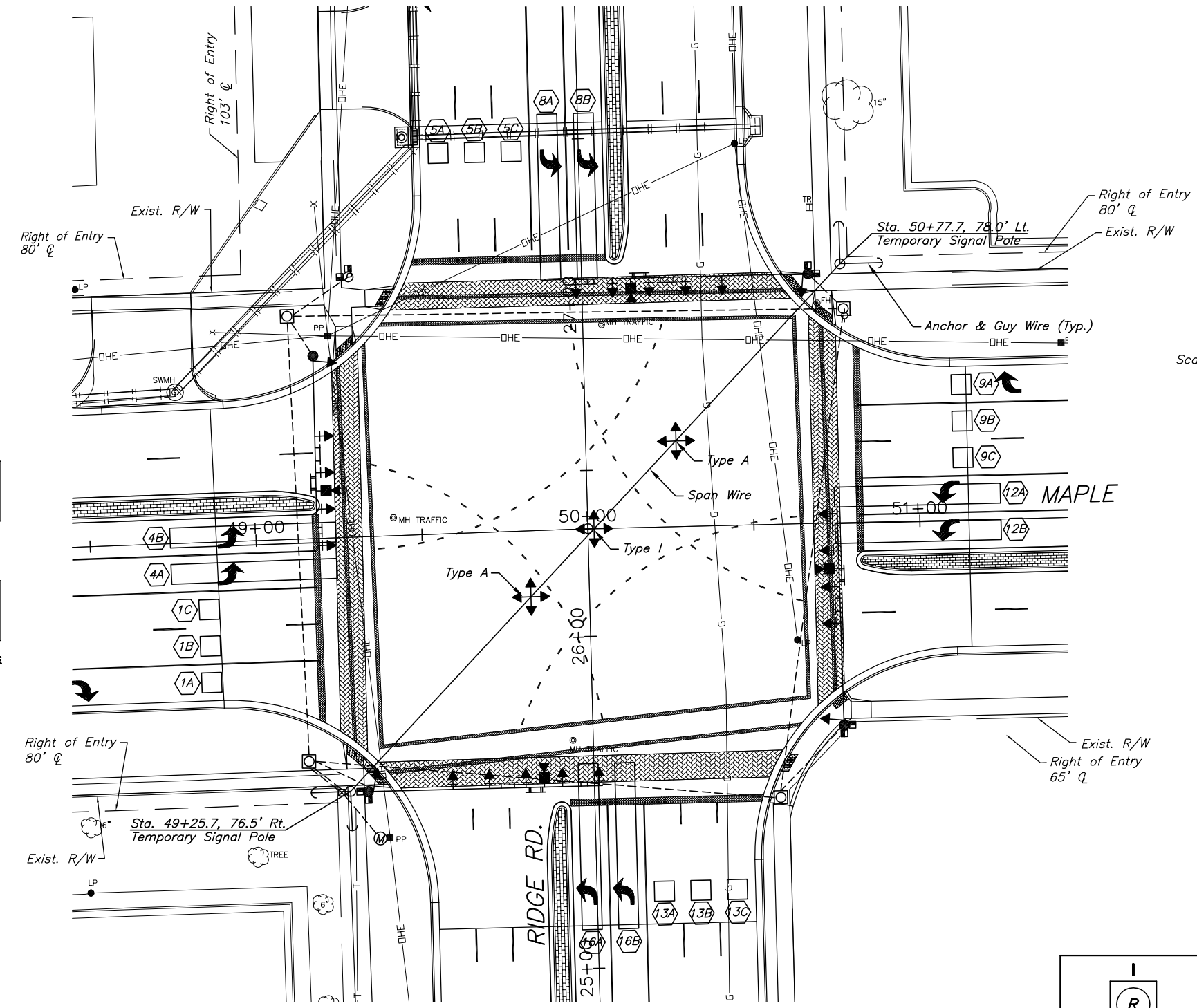
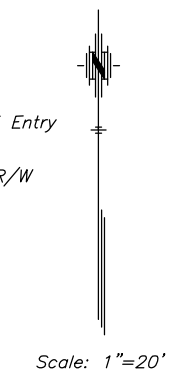


LEGEND

- Existing Traffic Signal Pole
- Proposed Steel Traffic Signal Pole
- Proposed Traffic Signal Indication
- Proposed Mast Arm Suspended Traffic Signal
- Proposed Video Detection Camera
- PP Westar Energy Power Pole
- Proposed Service Box
- ⊠ Proposed Controller
- Proposed Pedestrian Indication
- Proposed Vehicle Detection Zone
- ① Proposed Detection Number
- Proposed Rigid Galvanized Conduit (RGC)
- Proposed Overhead Street Name Sign
- Proposed Overhead Sign R10-10 (Lt. Turn Signal)
- Proposed Wind Damper
- ⊕ Temporary Traffic Signal (4 Way)
- Temporary Traffic Signal Pole
- Guy Wire

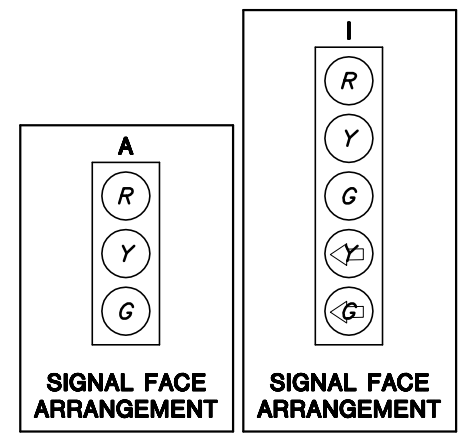


TIME-OF-DAY	PHASE	SECONDS	COLOR
6:00 A.M.-10:00 P.M.	4 & 7	35	GREEN
		5.0	YELLOW
		2.0	ALL RED
	2 & 5	26	GREEN
		5.0	YELLOW
		2.0	ALL RED
	3 & 8	35	GREEN
		5.0	YELLOW
		2.0	ALL RED
	1 & 6	26	GREEN
		5.0	YELLOW
		2.0	ALL RED
10:00 P.M.-6:00 A.M.	4 & 7	15	GREEN
		5.0	YELLOW
		2.0	ALL RED
	2 & 5	11	GREEN
		5.0	YELLOW
		2.0	ALL RED
	3 & 8	15	GREEN
		5.0	YELLOW
		2.0	ALL RED
	1 & 6	11	GREEN
		5.0	YELLOW
		2.0	ALL RED

PHASES 2 - 5

GENERAL NOTES

1. The Contractor shall install and operate a Temporary Traffic Signal at the Maple and Ridge Road intersection. The Contractor shall prepare plans for traffic signals in consultation with the Traffic Engineer and in conformance with the Contractor's Traffic Control Plan. Notify City of Wichita Traffic Maintenance 7 days prior to signal turn-on.
2. All wiring installed shall conform to the National Electrical Code and Local Ordinances and Requirements.
3. All signal cable and feeder runs to be carried overhead on spanwire across roadways or in conduit under the roadways.
4. The operation and maintenance of the signal system shall be the responsibility of the Contractor.
5. All signal indications, clearances, and sequences shall be in accordance with the current M.U.T.C.D.
6. Temporary Signal Heads shall be 4-way Type A or Type I as indicated.
7. The spanwire signal heads shall be centered over the exit lanes.
8. The spanwire signal heads shall be included in the Bid Item "Traffic Signal Installation (Temporary)".
9. The Temporary Traffic Signals shall be switched on during on off-peak hour. When switching signals, flaggers will be required.
10. The terminal blocks shall be in a weatherproof enclosure.
11. All necessary signal head, controller, and pole relocations, whether specifically mentioned or not, shall be the Contractor's responsibility.
12. Traffic signal heads which are in place and not in use during a specific step shall be removed or covered with an opaque material.
13. Signal phasing and timing shall be set as indicated on the plans unless otherwise approved by the Engineer in charge of construction.
14. The signal shall have a signal controller capable of a standard eight phase operation, with green intervals able to be set from 0 to 255 seconds.
15. The traffic signal controller must be capable of storing a minimum of three separate phasing/timing plans, which can be selected on a time-of-day basis.
16. In case of signal malfunction, the Contractor must respond within one hour of notification.



KANSAS DEPARTMENT OF TRANSPORTATION

**MAPLE & RIDGE INTERSECTION
TEMPORARY TRAFFIC SIGNAL PLAN**

PROJECT NO. 87 N-0307-01 SEDGWICK CO.

M K E C ENGINEERING CONSULTANTS, INC.
WICHITA, KANSAS

DESIGNED BY: LAC	CHECKED BY: JRA
DRAWN BY: WNJ	DATE: JULY 2004 SHEET 66 OF 89