

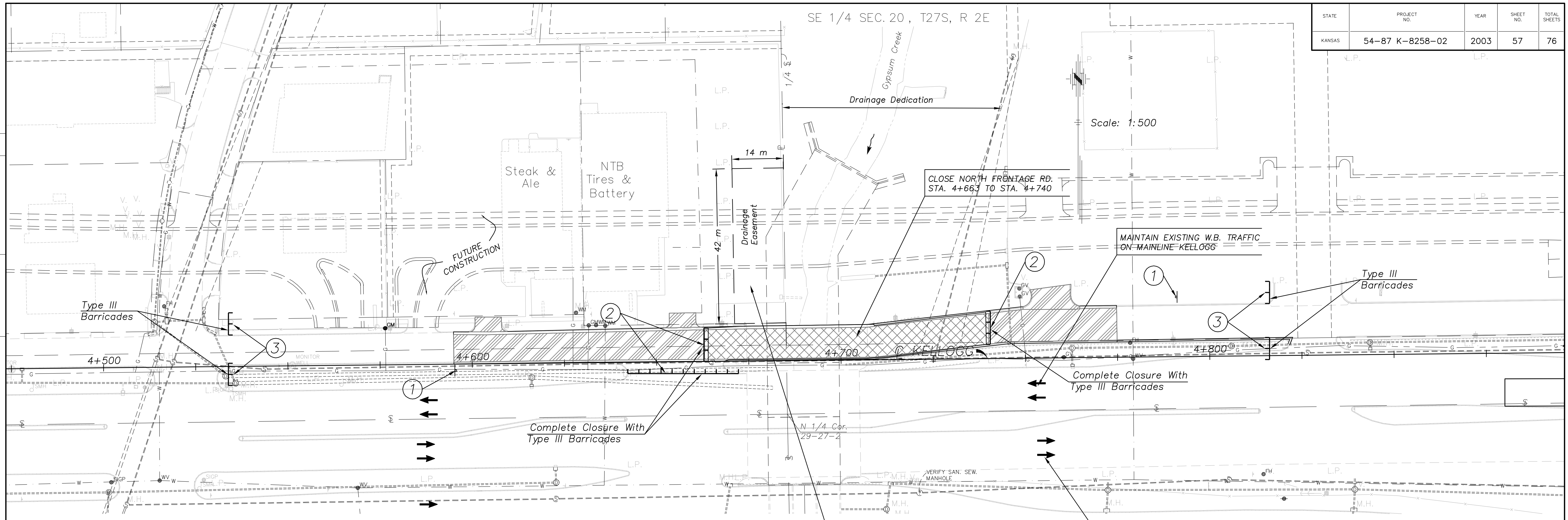
| STATE | PROJECT NO. | YEAR | SHEET NO. | TOTAL SHEETS |
|--------|-----------------|------|-----------|--------------|
| KANSAS | 54-87 K-8258-02 | 2003 | 57 | 76 |

SE 1/4 SEC. 20, T27S, R 2E

Scale: 1:500

| DATE | BY |
|------|----|
| | |

| REFERENCE NOTED | REFERENCE CHECKED |
|-----------------|-------------------|
| | |



CLOSE NORTH FRONTAGE RD.
STA. 4+663 TO STA. 4+740

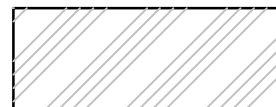
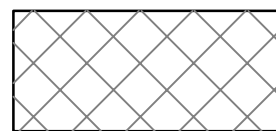

MAINTAIN EXISTING W.B. TRAFFIC
ON MAINE KELOGG

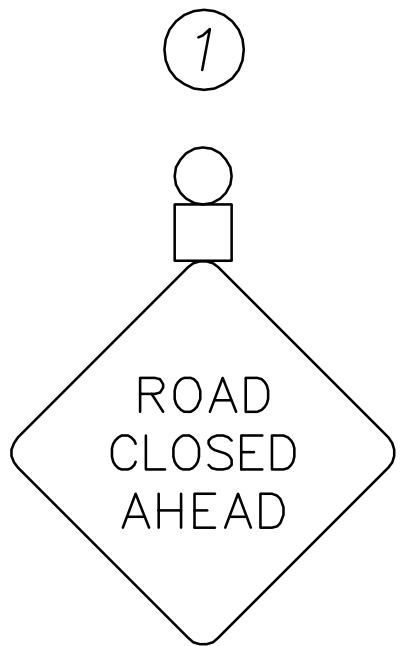
Complete Closure With
Type III Barricades

MAINTAIN EXISTING E.B. TRAFFIC
ON MAINLINE KELOGG


CONTRACTOR SHALL REMOVE AND REPLACE EXISTING IMPROVEMENTS AT NTB TIRES AND BATTERY INCLUDING PAVEMENT, DRAINAGE AND LIGHTING AS REQUIRED FOR CONSTRUCTION OF THE RCB. EXISTING PAVEMENT SHALL BE SAW CUT BEFORE REMOVAL. PAVEMENT REPLACEMENT SHALL BE INCIDENTAL TO RCB CONSTRUCTION.

LEGEND

-  OVERLAYED EXISTING PAVEMENT WITH NEW CURB AND GUTTER
-  REMOVED AND REPLACED EXISTING PAVEMENT
-  TYPE III BARRICADE



W20-3
1 200 mm X 1 200 mm



R11-2
1 200 mm x 750 mm
TO BE USED WITH
TYPE III BARRICADES



R11-4
1 500 mm x 750 mm
TO BE USED WITH
TYPE III BARRICADES

GENERAL SEQUENCE OF CONSTRUCTION
Gypsum Creek RCB Construction

PHASE I
*Close The Existing North Frontage Road from Q Kellogg Sta. 4+663 to Sta. 4+740.

*Remove Bridge No. 53040087000KN10 and Construct "Part A" of the 3-6.10 X 3.66 m RC Box Bridge with Headwall.

*Construct Existing North Frontage Road Paving and Drainage Modifications except the north and south Curb and Gutter of the Existing North Frontage Road where it conflicts with the shoo fly.

KANSAS DEPARTMENT OF TRANSPORTATION
TRAFFIC CONTROL
GYPSUM CREEK RCB CONSTRUCTION
PHASE I