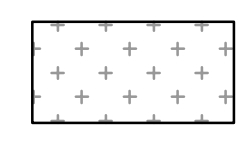

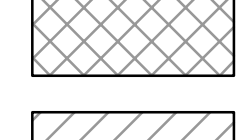
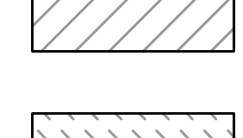

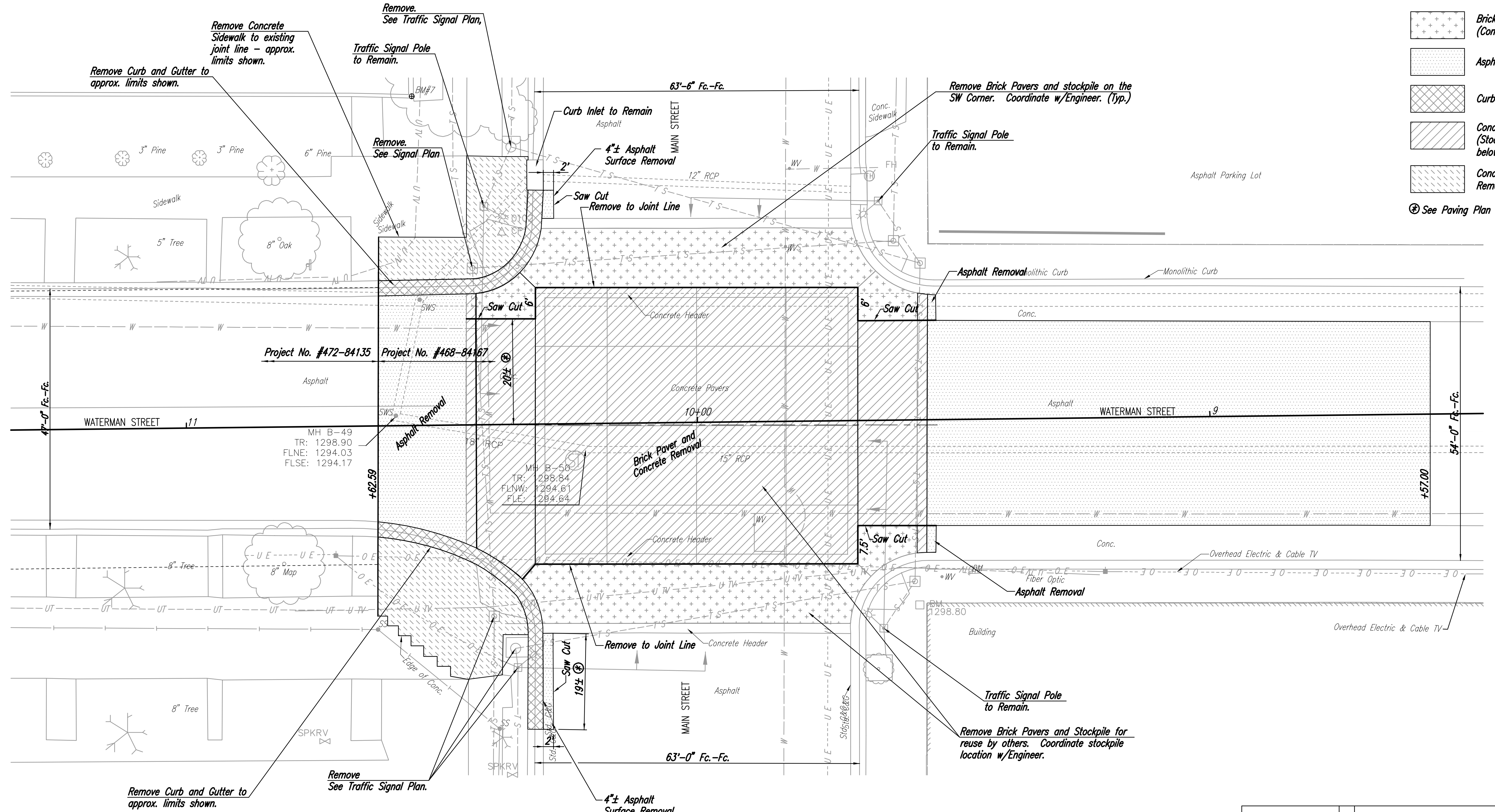



SCALE: 1"=10'

LEGEND

-  Brick Paver Removal Only (Conc. Base to Remain)
-  Asphalt Removal
-  Curb and Gutter Removal
-  Concrete Removal (Stockpile Pavers as noted below.)
-  Concrete Sidewalk Removal
- ⊗ See Paving Plan



Saved: 05-26-2006 3:46:34 PM by JCA
 Plot Scale: 1"=10'-06-2006 4:11:15 PM by JCA
 \\S:\BIDD\2005\0525\0525-05-26-06\DWG\42-Demolition Plan



No.	Revision	By	Date
DOWNTOWN ARENA SWD OUTFALL PHASE 1 - WATERWALK PORTION DEMOLITION PLAN (MAIN ST. & WATERMAN ST.) JAMES L. ARMOUR, P.E. - CITY ENGINEER CITY OF WICHITA PROJECT NO. 468-84167 Professional Engineering Consultants, P.A. 303 S. TOPEKA • WICHITA, KANSAS 67202 316-262-2691 • FAX 316-262-3003			
Designed by	DRC	Job No.	32-05493-002-024
Drawn by	DRC	Date	April, 2006
			Sht. 42 of 47