STATE	PROJECT NO.	YEAR	SHEET NO.	TOTAL SHEETS
KANSAS	54–87 K–8258–08	2005	91	223

** 1680 mm lap (min.) 25 AD1 & AD2 Bars
760 mm lap (min.) 19 AD3 Bars
600 mm lap (min.) 16 AD4 & AS4 Bars

E.F. INDICATES EACH FACE.
N.F. INDICATES NEAR FACE.
F.F. INDICATES FAR FACE.

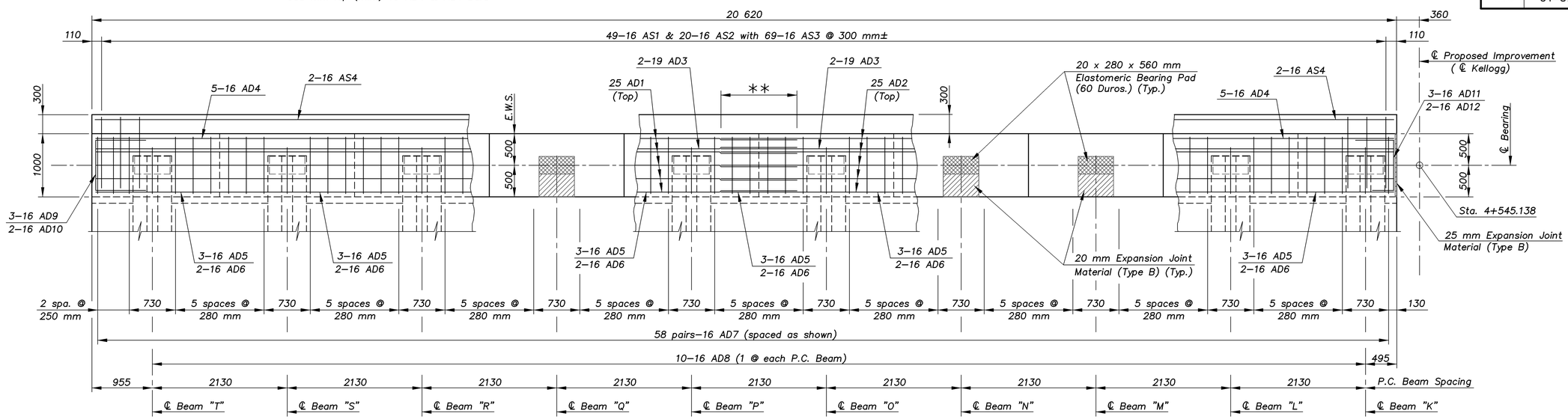

PLAN OF ABUTMENT DIAPHRAGM

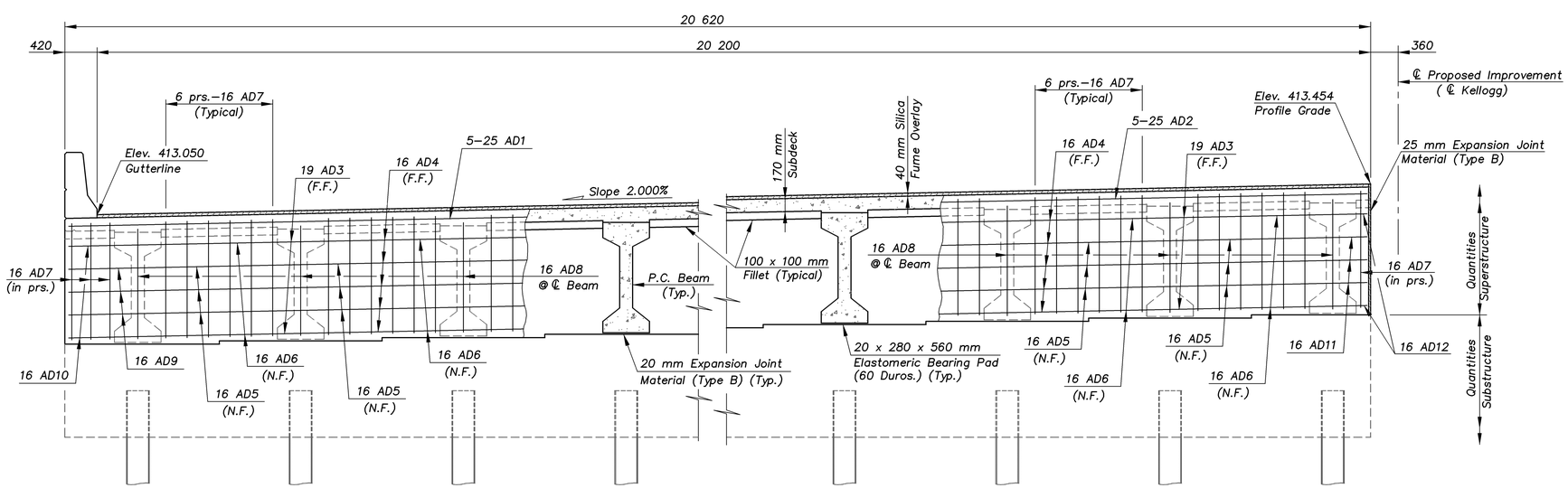

ELEVATION OF ABUTMENT BEAM
(Looking Back Station)

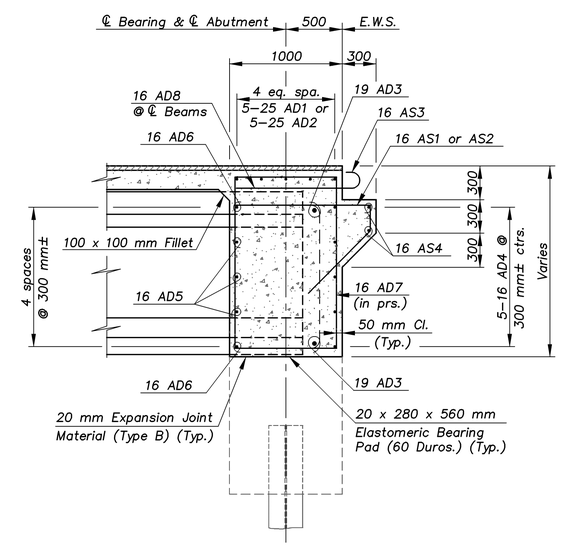

TYPICAL SECTION THRU DIAPHRAGM

KANSAS DEPARTMENT OF TRANSPORTATION

BR. NO. 54–87–31.56(705) E.B. STA. 4+575.138

ABUTMENT NO. 1 DIAPHRAGM DETAILS

KELLOGG AVENUE OVER EASTERN

Proj. No. 54–87 K–8258–08 SEDGWICK COUNTY

CFS
Cook, Flatt & Strobel
ENGINEERS, P.A.

DESIGNED	R.S.C.	SCALE	Varies
DETAILED	T.R.G.	DATE	
QUANTITIES	T.R.G.	SHEET	13 OF 47

EASTERN/ABUTMENT 1:100