

PLAN	CHECKED	DATE
	CHECKED	

PROFILE	CHECKED	DATE
	CHECKED	

DSNR: MDK OPER: JLM SCALE: 1"=20.00'
 Q:\1999\95185\004\water\water_5th_11-12-2002_08:23:13.cim

@ 9th St., Sta. 50+55.98, 22.19' Rt.=
 WL 2, Sta. 0+00.00
 Existing Blowoff Assembly*
 Remove 8" CI MJ Cap and begin
 new 8" Water Main installation.

@ 9th St., Sta. 49+28.25, 13.77' Rt.=
 WL 2, Sta. 1+27.66
 1- 8" x 8" CI CL MJ Tee
 1- 8" Valve Assembly (E)
 (MJ Gate Valve)
 Top Valve Box El.= 1303.3
 1- 8" Anchored Valve Assembly (N)
 (MJ Gate Valve)
 Top Valve Box El.= 1303.3
 17.43'- 8" Pipe (N)
 Existing 8" Water Main*
 Remove existing Top Assembly & Valve and
 connect to existing 8" Waterline.
 All Fittings, Adaptors, & other Incidentals
 necessary to perform tie-in should be
 considered subsidiary to the Price Bid
 for Pipe.
 2- 6" CI MJ Caps (E & W)


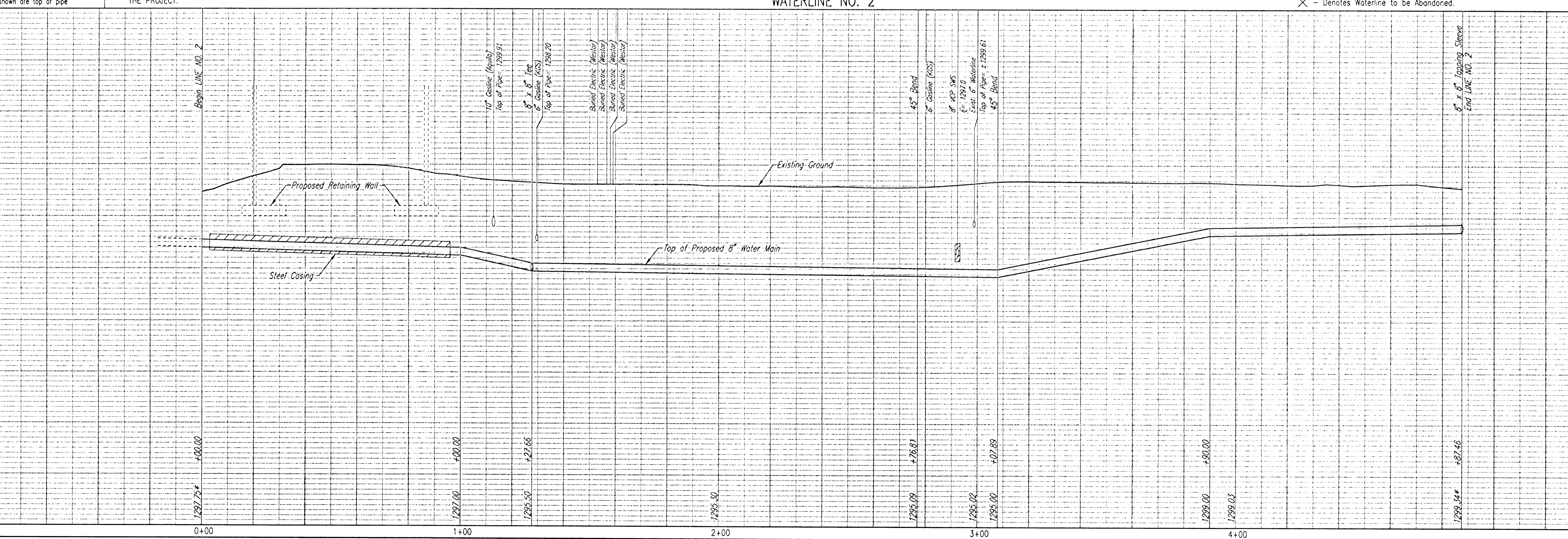
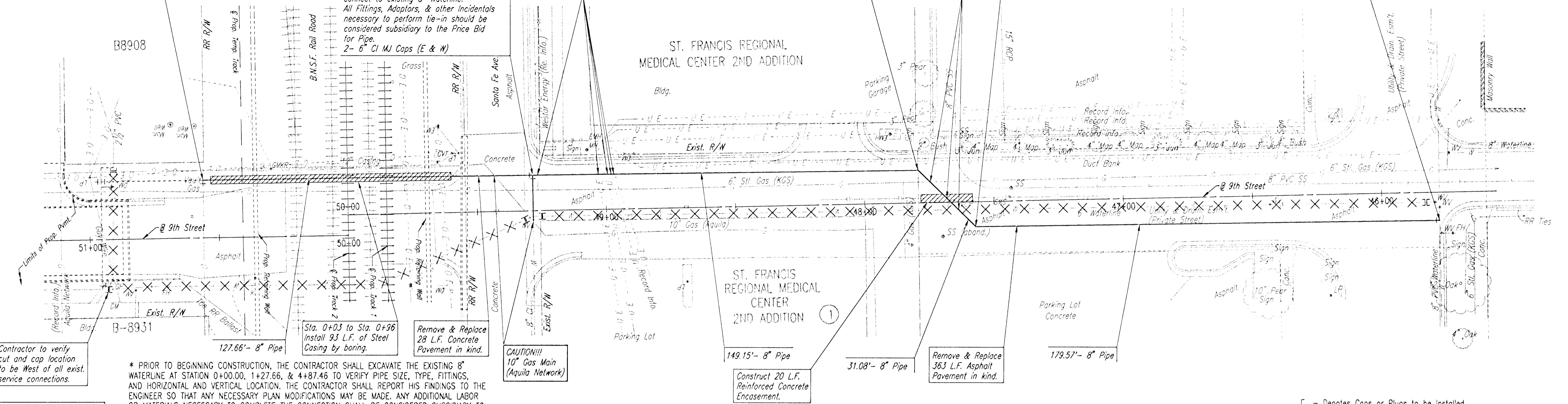
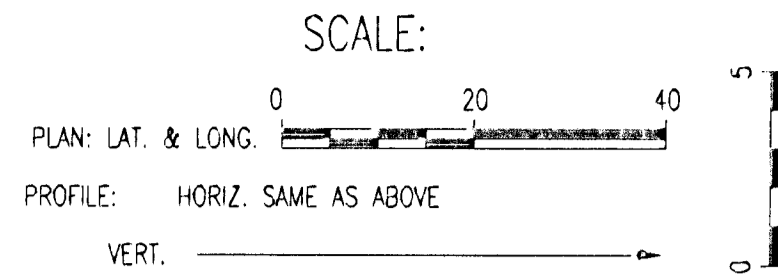
@ 9th St., Sta. 47+79.11, 12.65' Rt.=
 WL 2, Sta. 2+76.81
 1- 8" CI CL MJ 45° Bend
 Defl.= 45° 00' 00"

@ 9th St., Sta. 45+77.73, 10.83' Lt.=
 WL 2, Sta. 4+87.46
 Existing 8" Water Main*
 1- 8" x 8" Topping Sleeve
 1- 8" Topping Valve
 1- 6" Valve Box
 (To be furnished and set by
 City of Wichita Water Dept.)
 Top Valve Box El.= 1302.8

CAUTION!!!
 6" Gas Main (KGS)
 Buried Electric
 (Westar Energy)

CAUTION!!!
 6" Gas Main (KGS)
 8" VCP SWS
 6" Waterline
 to be abandoned
 (City of Wichita)

@ 9th St., Sta. 47+57.30, 9.49' Lt.=
 WL 2, Sta. 3+07.89
 1- 8" CI CL MJ 45° Bend
 Defl.= 45° 00' 00"



CITY OF WICHITA, KANSAS
 MICHAEL E. LINDBERGH, P.E.
 CENTRAL RAIL CORRIDOR

Professional Engineering Consultants, P.A.
 303 S. TOPEKA • WICHITA, KANSAS 67202
 316-262-2691 • FAX 316-262-3003

Job No. 34-59189-4
 Date August 2002

Designed By MDK
 Drawn By GJR, JLM

Sheet 34 of 60