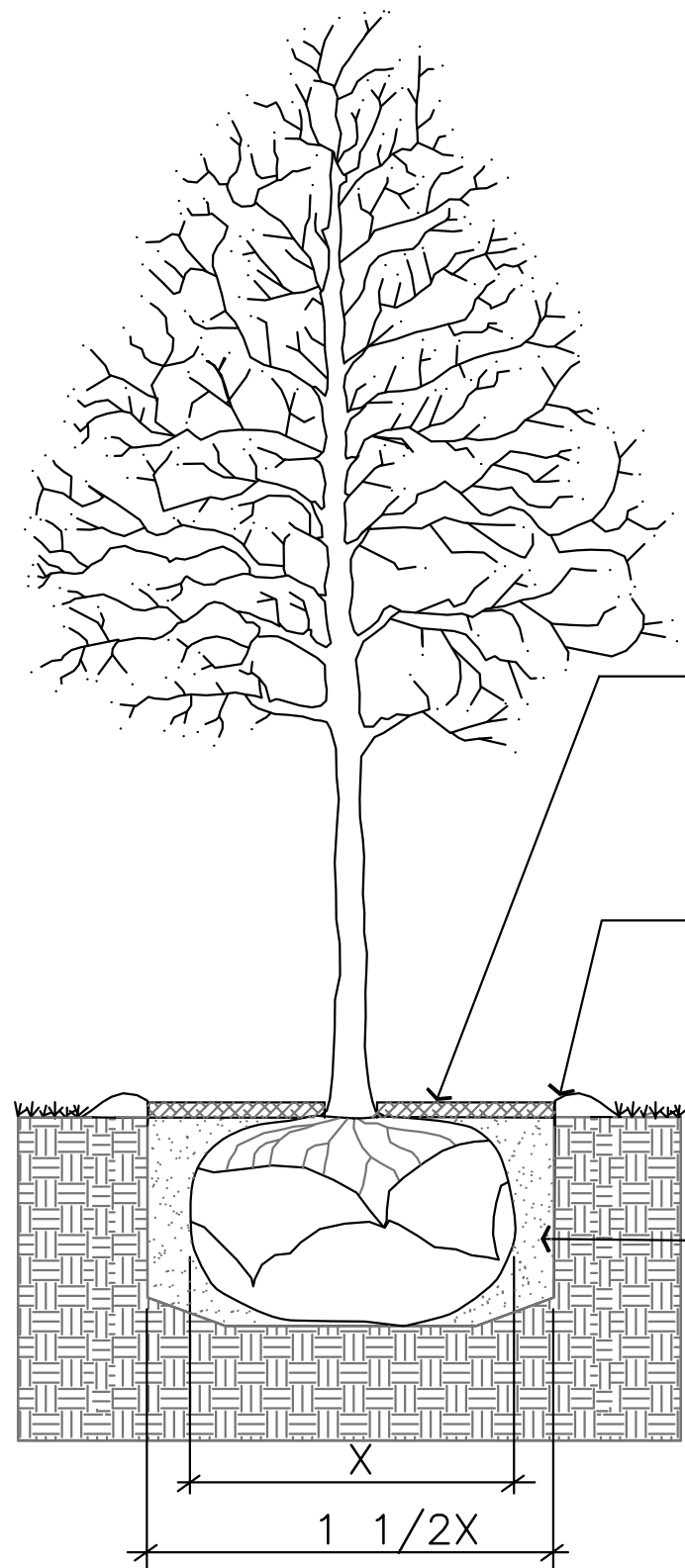


SCALE: 1" = 30'



TREE PLANTING DETAIL
2" CALIPER AND LARGER
NO SCALE

NOTE: TREES WITH CENTRAL LEADERS WILL NOT BE ACCEPTED IF LEADER IS DAMAGED OR REMOVED. PRUNE ALL DAMAGED TWIGS AFTER PLANTING

MULCH 3"-4" DEEP
(SUBSIDIARY TO TREE PLANTING)

SOIL SAUCER - MIN. 3" BEYOND EXCAVATED SOIL

BACKFILL-TAMP TO PREVENT SETTLEMENT. SOAK BACKFILL AFTER PLANTING

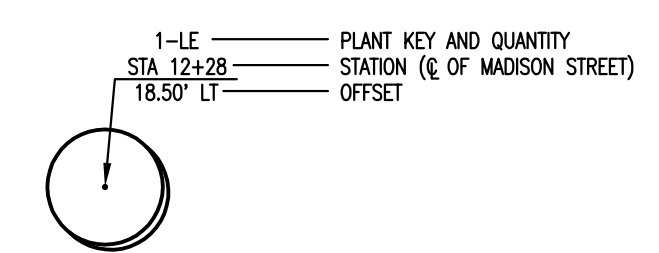
TREES TO BE INSTALLED SO TOP OF ROOT BALLS LEVEL WITH ADJACENT GRADE.

NOTES:


- CONTRACTOR SHALL PROVIDE A MINIMUM SEVENTY-TWO (72) HOURS ADVANCE NOTICE (EXCLUDING WEEKENDS AND HOLIDAYS) PRIOR TO BEGINNING ANY EXCAVATION, TO KANSAS ONE-CALL SYSTEM, A UTILITY LOCATION SERVICE, AT (316) 687-2470 TO REQUEST LOCAL UTILITY COMPANIES TO LOCATE ANY EXISTING LINES IN THE PROJECT AREA.
- CONTRACTOR SHALL SATISFY HIMSELF OF SURFACE AND SUBSURFACE CONDITIONS PRIOR TO BIDDING.
- THE CONTRACTOR SHALL BE RESPONSIBLE FOR PRESERVING PROPERTY IRONS. THE CONTRACTOR WILL BE REQUIRED TO RE-ESTABLISH ANY PROPERTY IRONS WHICH ARE DAMAGED OR DESTROYED BY HIS CONSTRUCTION OPERATIONS. SUCH IRONS SHALL BE RE-ESTABLISHED BY A LICENSED LAND SURVEYOR IN ACCORDANCE WITH STATE LAWS.
- THE CONTRACTOR WILL BE REQUIRED TO WORK AROUND IMPROVEMENTS CONSTRUCTED UNDER OTHER PROJECTS AND SHALL BE RESPONSIBLE FOR REPAIR OF DAMAGE TO IMPROVEMENTS IN PLACE. COSTS FOR COORDINATION AND REPAIRS TO IMPROVEMENTS IN PLACE, IF REQUIRED, SHALL BE BORNE BY THE CONTRACTOR.
- ALL PLANT MATERIAL SHALL BE HIGH-QUALITY NURSERY GROWN STOCK WHICH MEETS THE "AMERICAN ASSOCIATION OF NURSERYMEN" STANDARDS AS SPECIFIED BY THE "AMERICAN NATIONAL STANDARDS INSTITUTE" IN ANSI Z60.1-1986 OR AS MAY BE AMENDED IN THE FUTURE.
- MULCH ALL SHRUB BEDS AND TREES WITH A MINIMUM OF 3" CYPRESS MULCH.
- REFERENCE GENERAL NOTES FOR SODDING INSTRUCTIONS.
- REFERENCE CITY OF WICHITA STANDARD SPECIFICATIONS FOR LANDSCAPING AND SODDING OPERATIONS.

- TREE REMOVAL**
- 5 - 8" CAL. CRABAPPLE (MALUS FLORIBUNDA)
 - 4 - 10" CAL. CRABAPPLE (MALUS FLORIBUNDA)
 - 1 - 10" MAPLE
 - 4 - 20" MAPLE
 - 3 - 5"-10" DECIDUOUS
 - 1 - 20" OAK
 - 1 - 6" PEAR

LEGEND



PLANT MATERIALS LIST					
KEY	QUANTITY	COMMON NAME	BOTANICAL NAME	SIZE	CONDITION
DECIDUOUS TREES					
LE	3	Lacebark Elm	Ulmus parvifolia	3" Cal.	B & B
SDC	10	Snowdrift Crabapple	Malus 'Snowdrift'	2" Cal.	B & B
TM	8	Trident Maple	Acer buergerianum	3" Cal.	B & B



No.	Revision	By	Date
RELOCATION OF SANITARY SEWER NO. 23 PHASE 2: KELLOGG/GROVE TO PAWNEE/1-135 LANDSCAPE PLAN JAMES L. ARMOUR, P.E. - CITY ENGINEER CITY OF WICHITA PROJECT NO. 468-84375 Professional Engineering Consultants, P.A. 303 S. TOPEKA • WICHITA, KANSAS 67202 316-262-2691 • FAX 316-262-3003			
Designed by	MDK, IDK	Job No.	35-07600-001
Drawn by	CSL, JAN	Date	AUGUST 2008

Served 03-04-2010 2:44:04 PM by CSL
 Plot Scale 1:30 03-04-2010 5:02:58 PM by CSL
 G:\2007\07600\001\Phase 2\07600-001-C-Landscape Plot