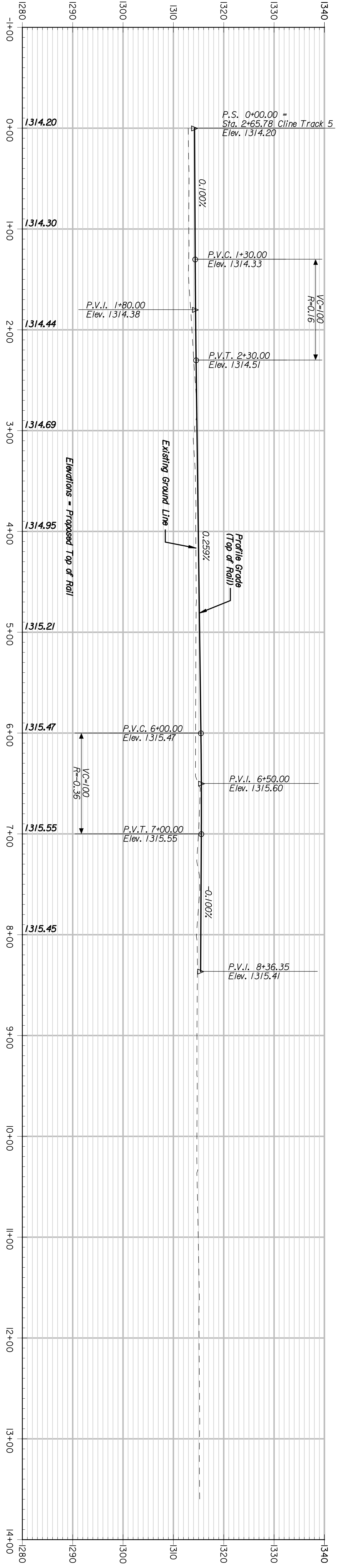


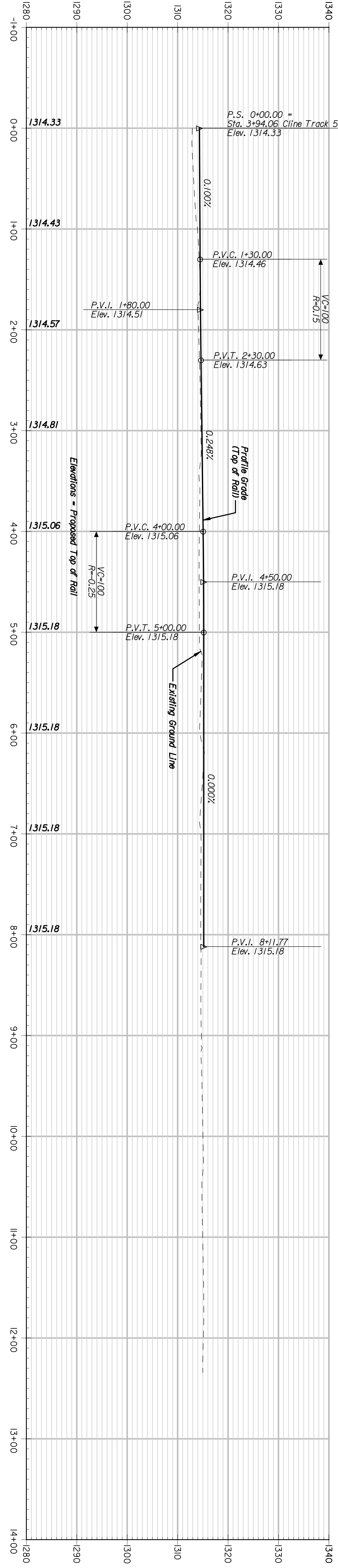
BY	DATE

CNTB
 ARCHITECTS ENGINEERS PLANNERS

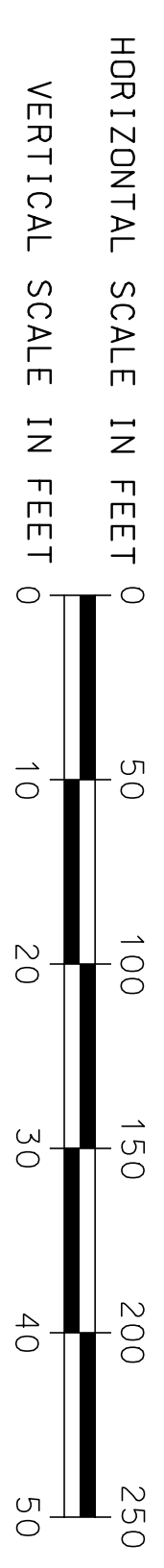
This sheet designed by:



CLINE TRACK 3 - PROFILE



CLINE TRACK 4 - PROFILE



STATE	PROJECT NO.	YEAR	SHEET NO.	TOTAL SHEETS
KANSAS	472-84071	2005	RL38	

REVISIONS		BY	APP'D.
3			
2			
1			
NO.	DATE		

CITY OF WICHITA
WICHITA CENTRAL CORRIDOR
 PHASE I - TRACK WORK
 PROFILE
 CLINE YARD EXTENSION

SHEET NO.	OF	SCALE	APP'D.	QUANTITIES	TRACED
DESIGNED	JDS	DETAILED	JDS		
DESIGN CR.	RSB	DETAIL CR.	RSB		