STATE	PROJECT NO.	YEAR	SHEET NO.	TOTAL SHEETS
KANSAS	472-84071	2005	R1.39	

DATE	BY

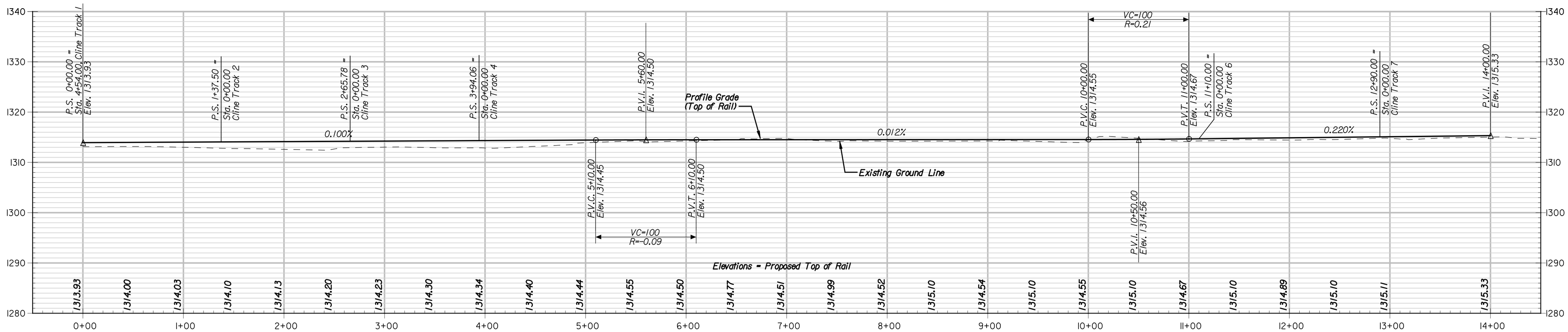

CLINE TRACK 5 - PROFILE

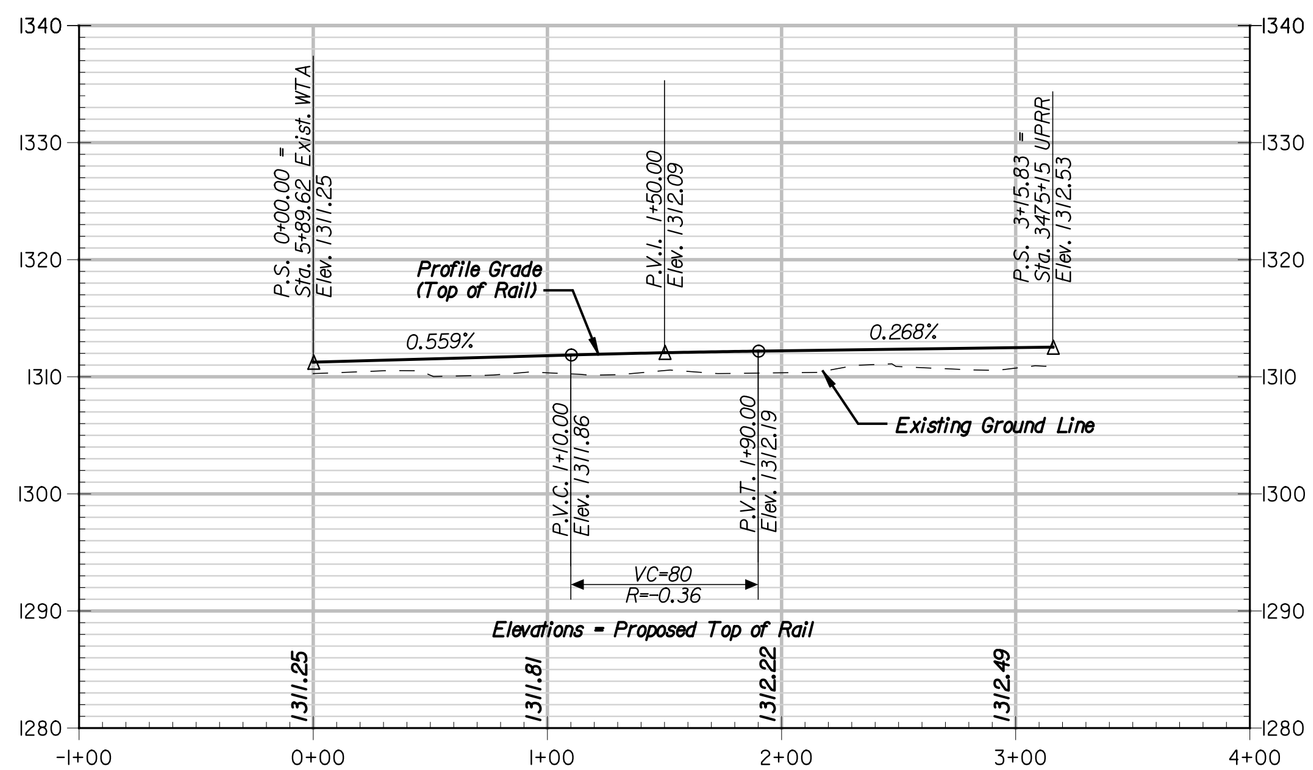

UPRR / WTA CONNECTION - PROFILE

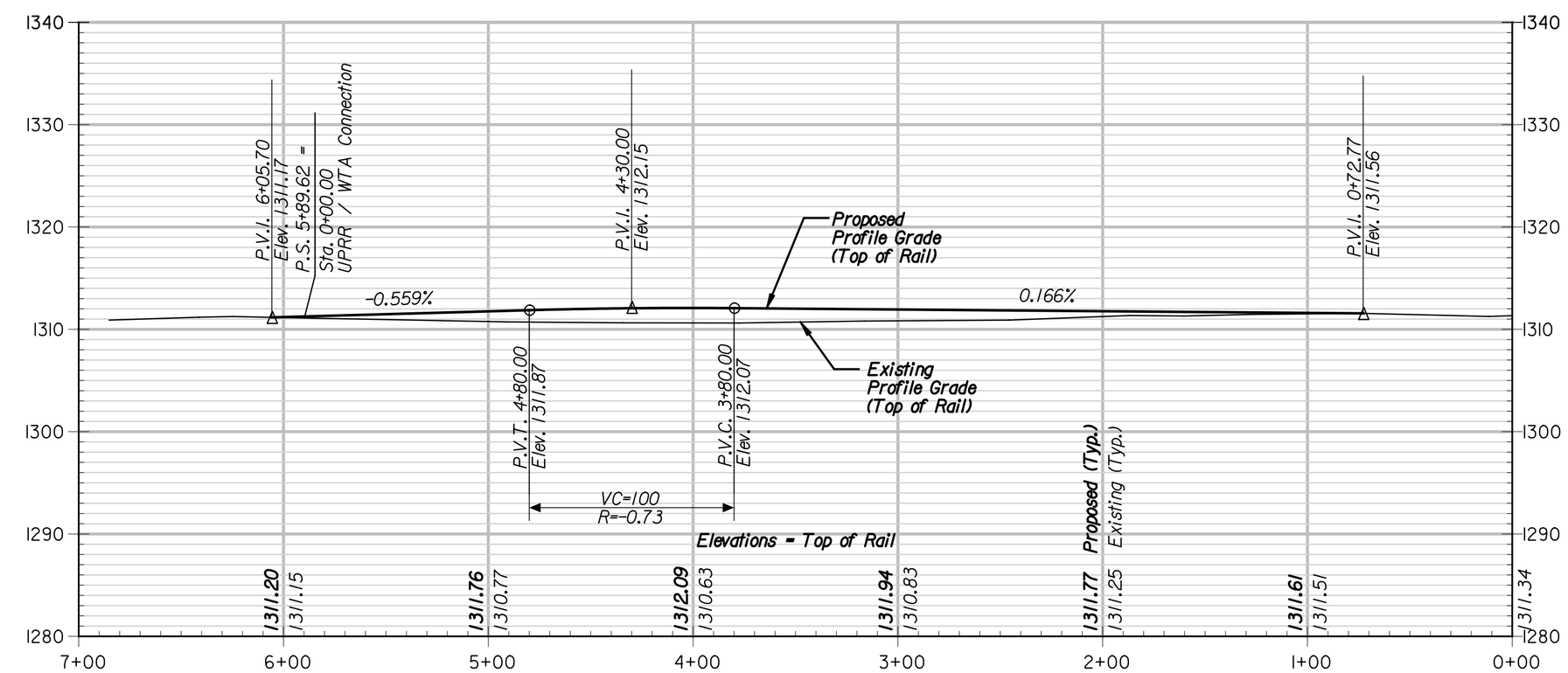

EXISTING WTA TRACK - PROFILE

HORIZONTAL SCALE IN FEET 0 50 100 150 200 250

VERTICAL SCALE IN FEET 0 10 20 30 40 50

NO.	DATE	REVISIONS	BY	APP'D
3				
2				
1				

This sheet designed by:

HNTB

ARCHITECTS ENGINEERS PLANNERS

CITY OF WICHITA

WICHITA CENTRAL CORRIDOR

PHASE I- TRACK WORK

PROFILE

CLINE YARD EXTENSION

SHEET NO.	OF	SCALE		APP'D	
DESIGNED	JDG	DETAILED	JDG	QUANTITIES	TRACED
DESIGN CK.	RSB	DETAIL CK.	REP	QUAN.CK.	TRACE CK.

Plotted on: Tuesday, January 04, 2005 8:09:05 AM
JGraham Plot Queues: \\cbsw10\KC029049-PS
Plot Scale: 50.0000000:0.000000 Pen Table: m:\jobs\29049\TechProd\Railroad\plots\fullsize.pen
Design Filename: M:\jobs\29049\TechProd\Railroad\Drawings\Plan_&_Prf\Profile\Phase1\cline1_1024.dgn