STATE	PROJECT NO.	YEAR	SHEET NO.	TOTAL SHEETS
KANSAS	472-84071	2005	R7.24	

DATE	BY

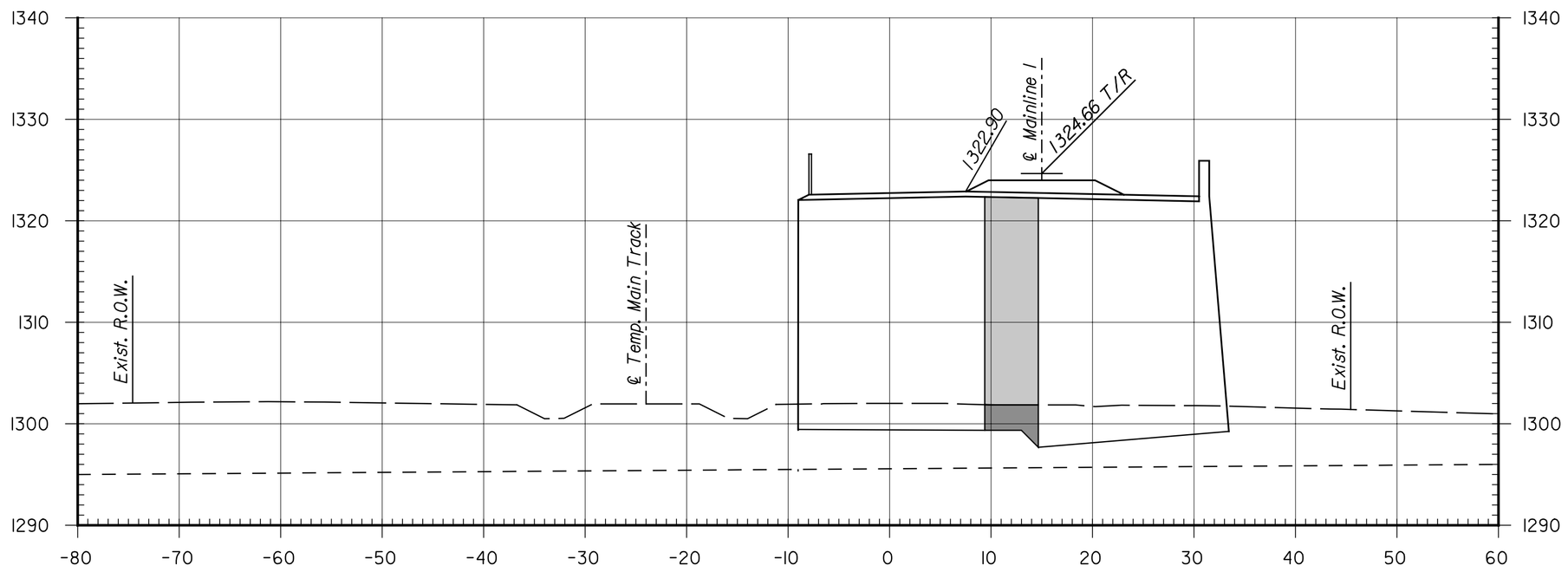

1181+00
Area Cut : 14.59
Area Fill: 122.49

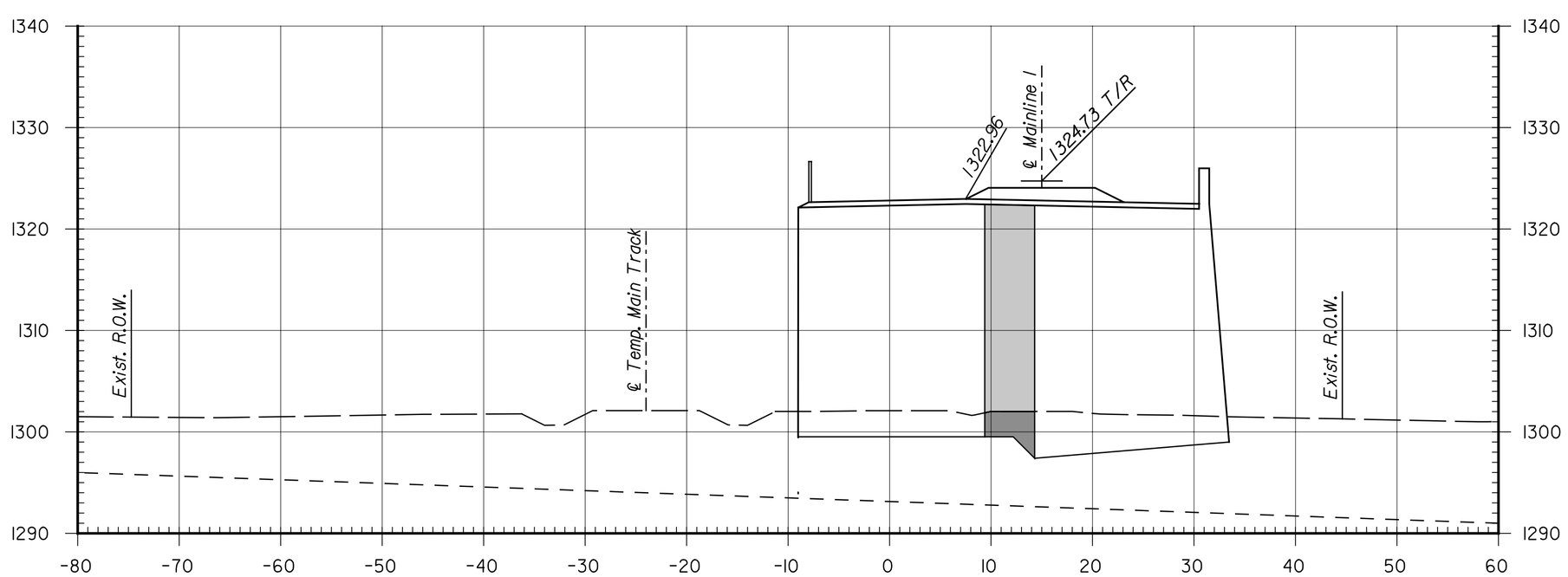

1180+00
Area Cut : 14.50
Area Fill: 114.70

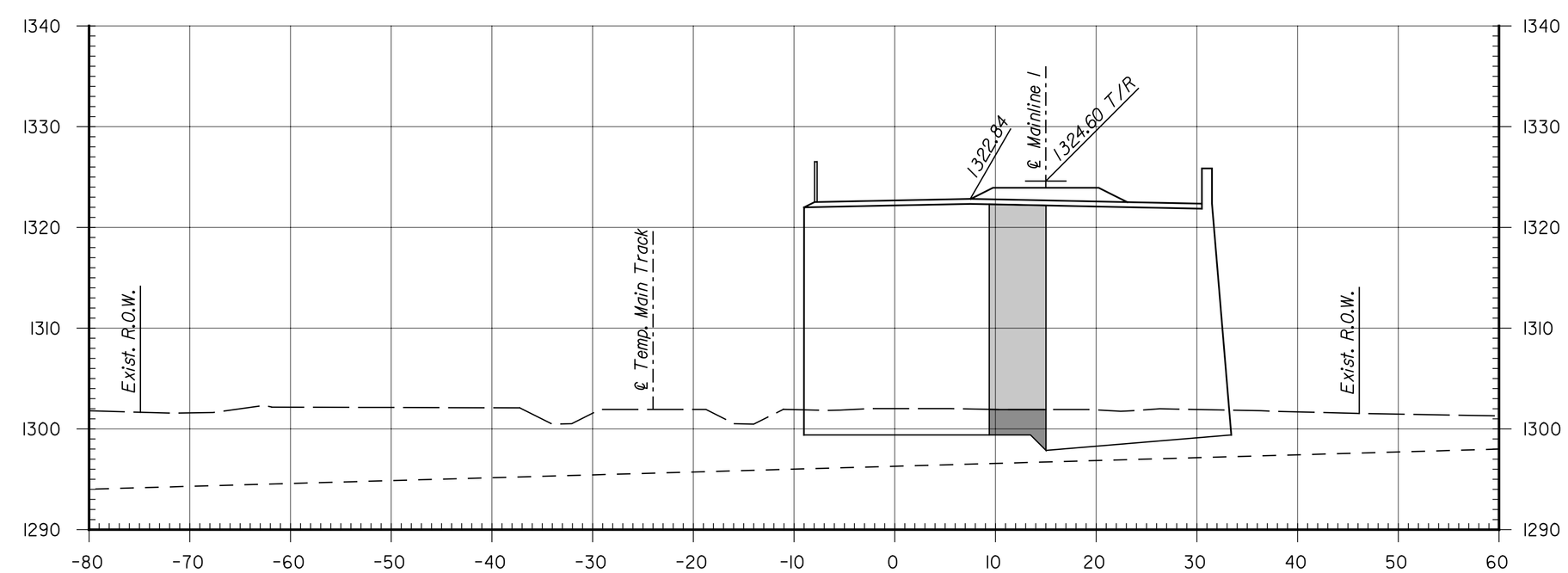

1181+84
Area Cut : 15.40
Area Fill: 129.87

NO.	DATE	REVISIONS	BY	APP'D
3				
2				
1				

CITY OF WICHITA

WICHITA CENTRAL CORRIDOR

PHASE 2 - TRACK WORK
MAINLINE
CROSS SECTIONS

SHEET NO.	OF	SCALE		APP'D	
DESIGNED	REP	DETAILED	JDG	QUANTITIES	TRACED
DESIGN CK.	RSB	DETAIL CK.	REP	QUAN.CK.	TRACE CK.

This sheet designed by:

HNTB
ARCHITECTS ENGINEERS PLANNERS

Plotted on: Tuesday, January 04, 2005 8:33:39 AM
JGraham Plot Queue: \\cbsw100\KC029049-PS
Plot Scale: 10.000000:1.000000 Pen Table: m:\jobs\29049\TechProd\Railroad\plots\fullsize.pen
Design Filename: M:\Jobs\29049\TechProd\Railroad\Drawings\Plan_B\XSect\Phase2\wc2_x001.dgn