| STATE | PROJECT NO. | YEAR | SHEET NO. | TOTAL SHEETS |
|---|---|---|---|---|
| KANSAS | 472-84071 | 2005 | R8.10 | |

| DATE | BY |
|---|---|
| | |
| | |
| | |

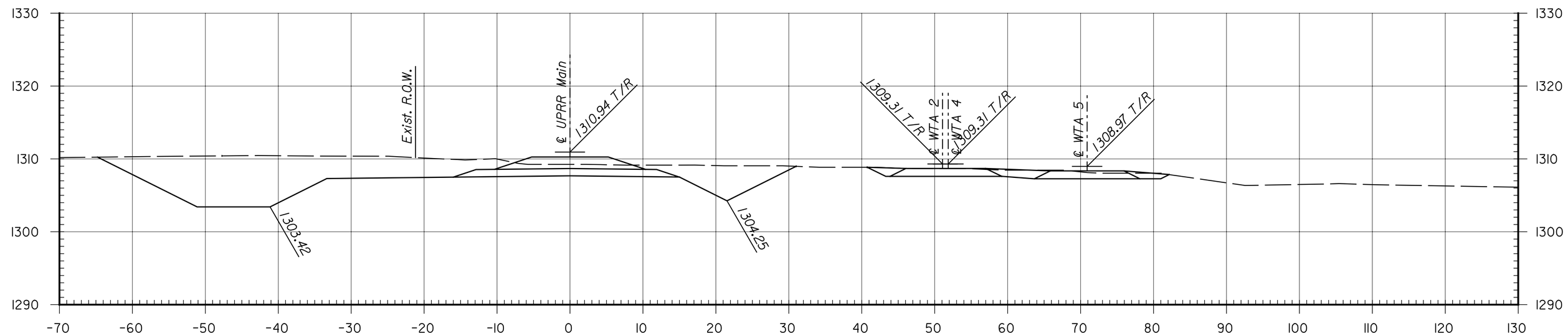


24+00

Area Cut : 345.61

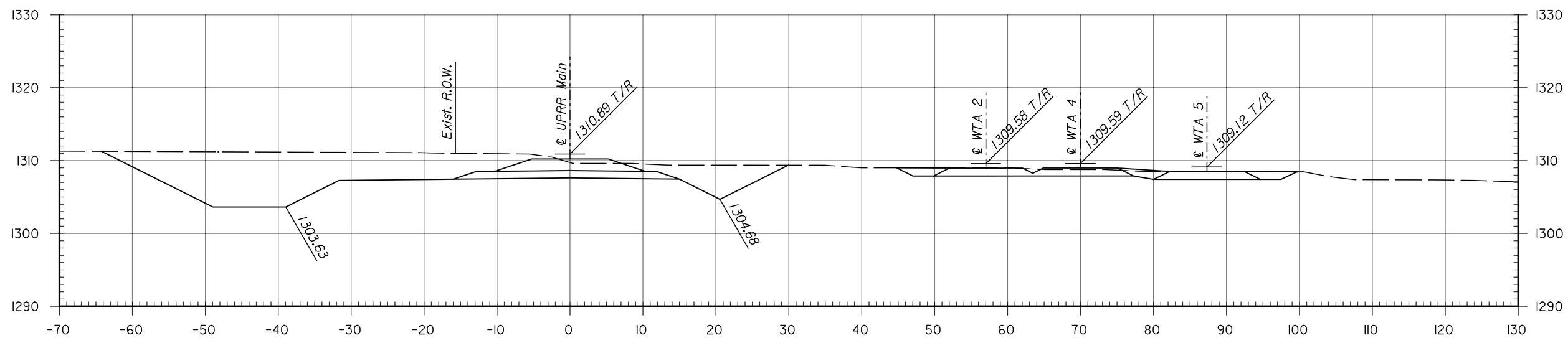


23+00

Area Cut : 409.07

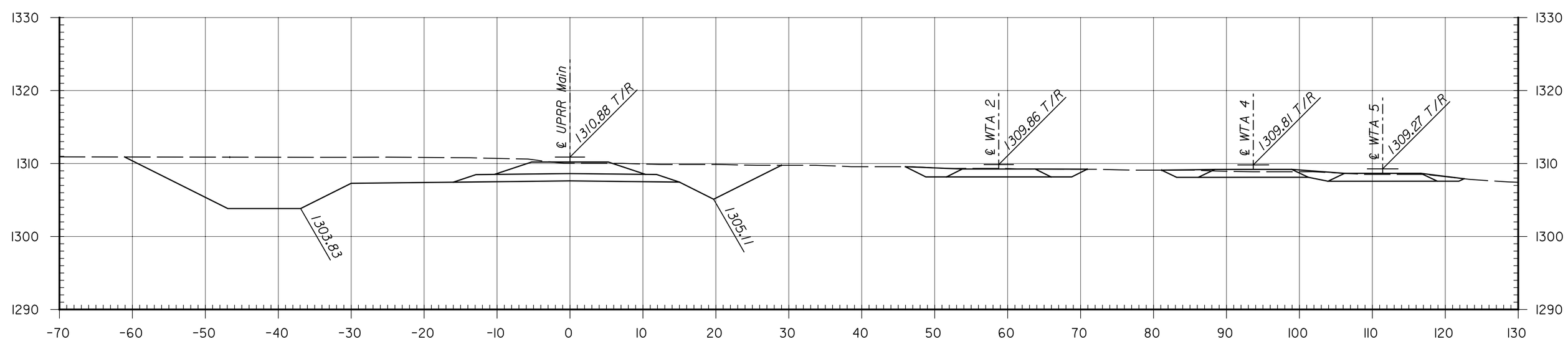


22+00

Area Cut : 464.14

Plotted on: Tuesday, January 04, 2005 8:32:52 AM
JGraham Plot Queue: \\cbsw00\KC029049-PS
Plot Scale: 10.000000x1.000000 Pen Tables: m:\jobs\29049\TechProd\Railroad\plots\fullsize.pen
Design Filename: M:\Jobs\29049\TechProd\Railroad\Drawings\Plan_B\XSect\Phase3\wc3_x001.dgn

**This sheet designed by:**

HNTB
ARCHITECTS ENGINEERS PLANNERS

| NO. | DATE | REVISIONS | BY | APP'D |
|---|---|---|---|---|
| 3 | | | | |
| 2 | | | | |
| 1 | | | | |

# CITY OF WICHITA

## WICHITA CENTRAL CORRIDOR

PHASE 3 - TRACK WORK
UPRR MAINLINE
CROSS SECTIONS

| SHEET NO. | OF | SCALE | | APP'D | |
|---|---|---|---|---|---|
| DESIGNED | REP | DETAILED | JDG | QUANTITIES | TRACED |
| DESIGN CK. | RSB | DETAIL CK. | REP | QUAN.CK. | TRACE CK. |