

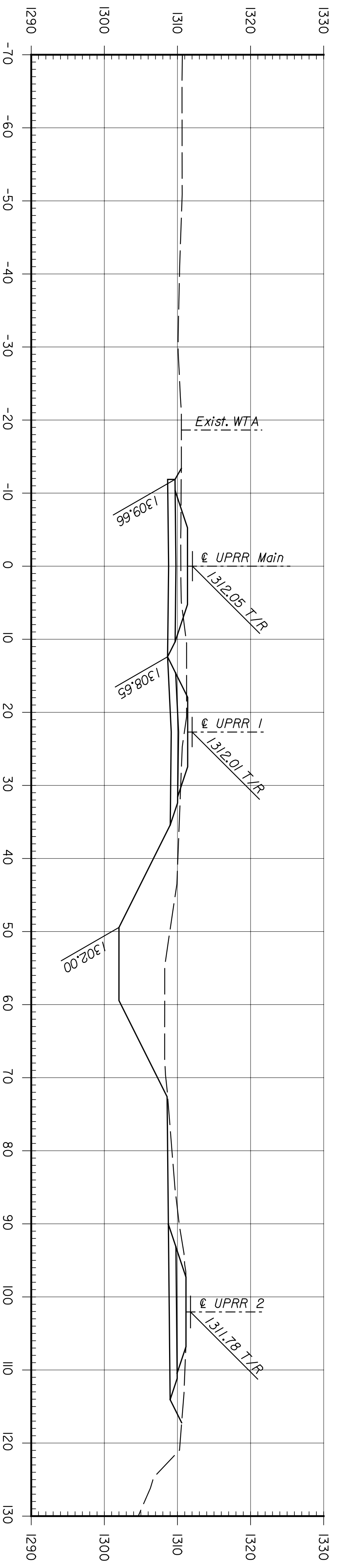
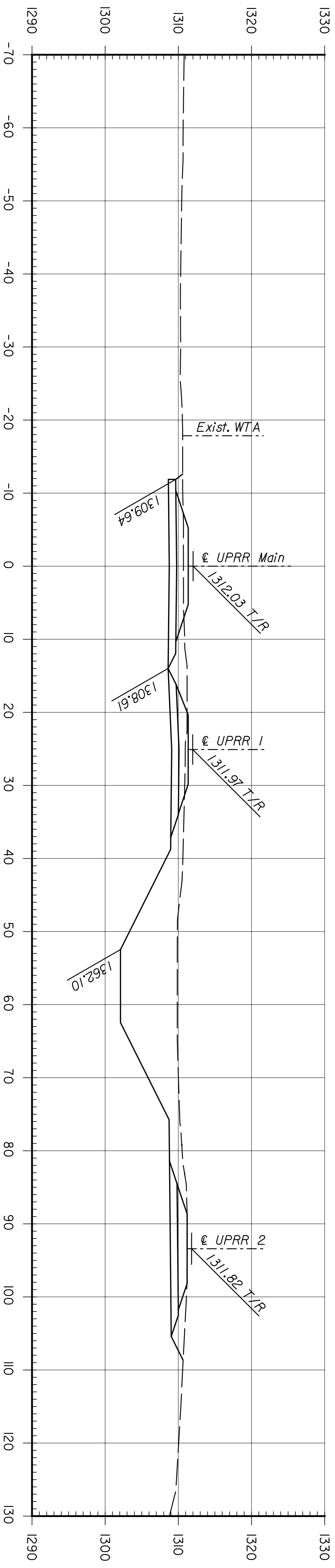
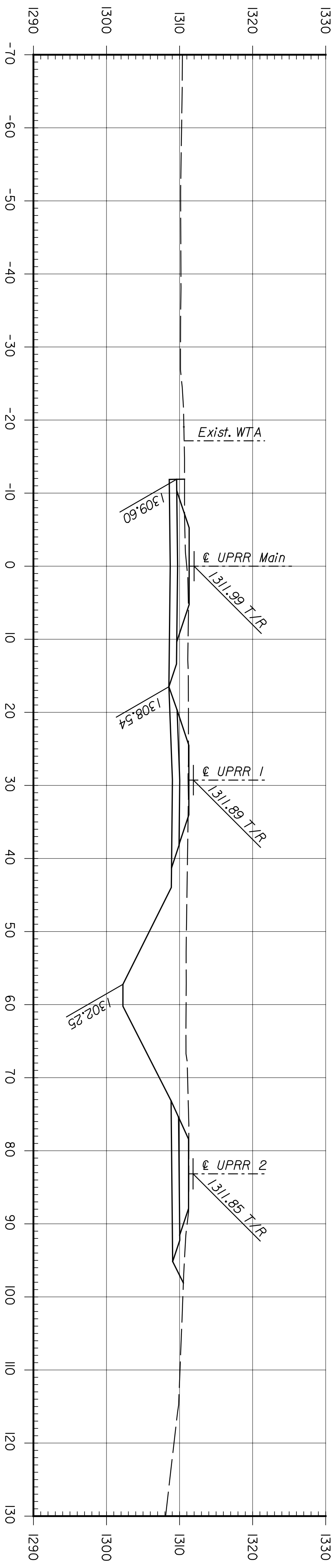
BY	DATE

Plotted on: Tuesday, January 04, 2005 8:33:45 AM  
 JGraham Plot Queue: \\cbsw100\KC029049-PS  
 Plot Scale: 10.000000h,0.000000 Pen Table: m:\Jobs\29049\TechProd\Railroad\plots\fullsize.pen  
 Design Filename: M:\Jobs\29049\TechProd\Railroad\Drawings\Plan\_B\XSec1\Phase3\wc3.x00l.dgn



This sheet designed by:

STATE	PROJECT NO.	YEAR	SHEET NO.	TOTAL SHEETS
KANSAS	472-84071	2005	RL18	



SHEET NO.	DATE	REVISIONS	BY	APP'D.
3				
2				
1				

**CITY OF WICHITA**  
**WICHITA CENTRAL CORRIDOR**  
**PHASE 3 - TRACK WORK**  
**UPRR MAINLINE**  
**CROSS SECTIONS**

DESIGNED	SCALE	APP'D.	TRACED
RSB			
RSB			