STATE	PROJECT NO.	YEAR	SHEET NO.	TOTAL SHEETS
KANSAS	472-84071	2005	B3.10	

NOTES:
Collision Beam pedestal reinforcing not shown for clarity.
Refer to Abutment No. 1 for Abutment Notes.

REFERENCES:
Collision Beam Pedestal, Refer to B3.13.
Collision Beam Details, Refer to B3.25.

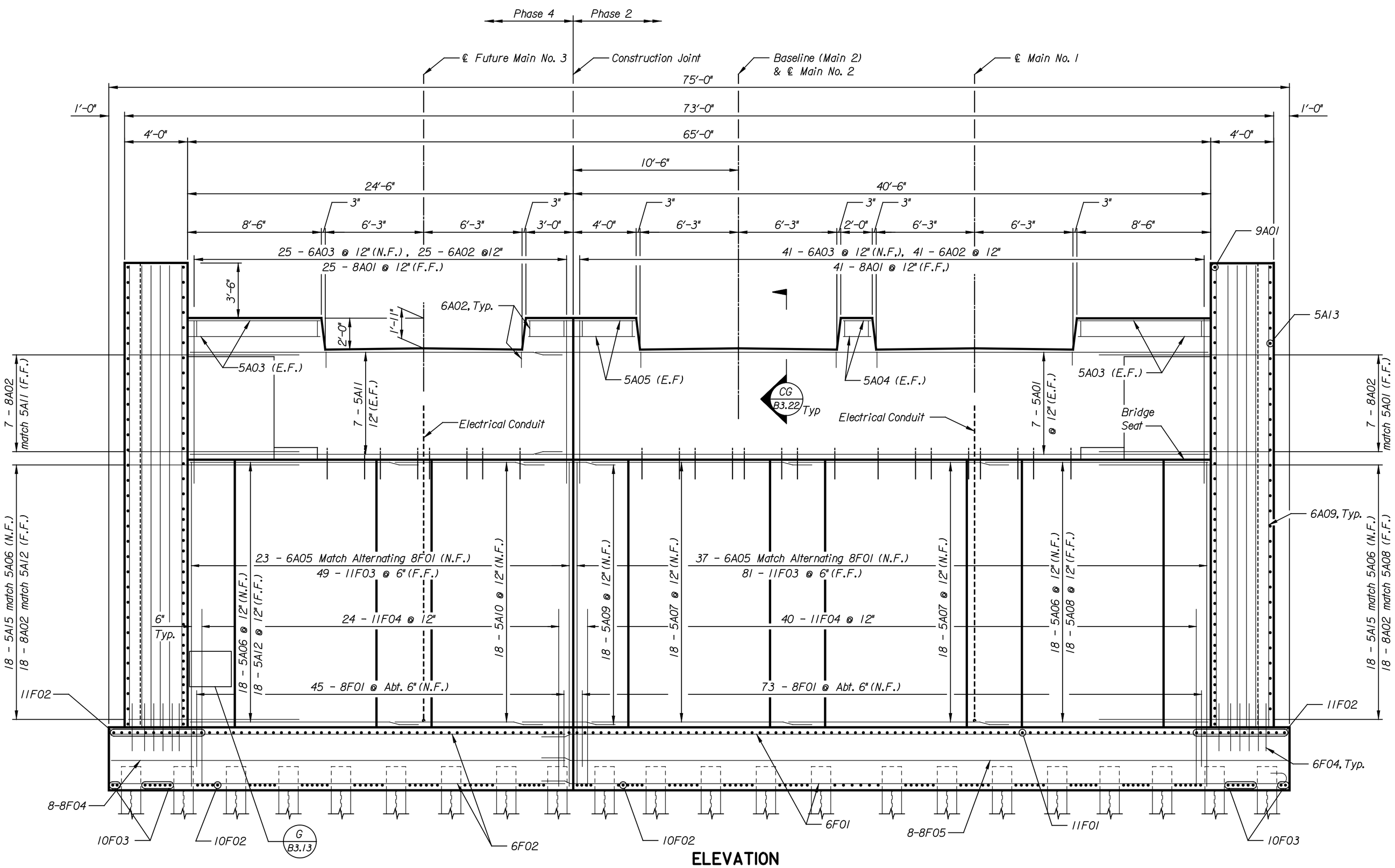

ELEVATION
Scale: 1/4" = 1'-0"

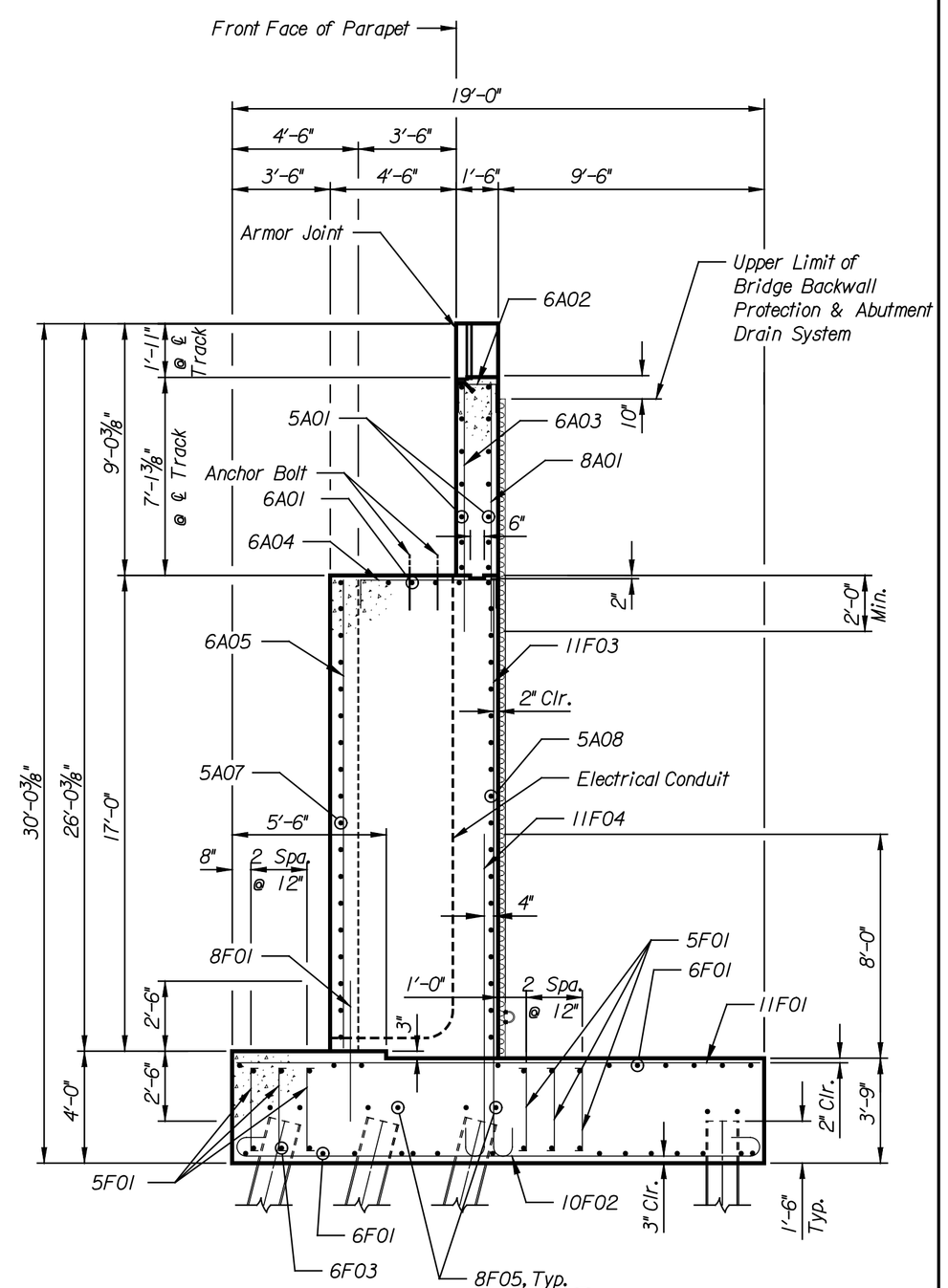

SECTION K
Scale: 1/4" = 1'-0" B3.9

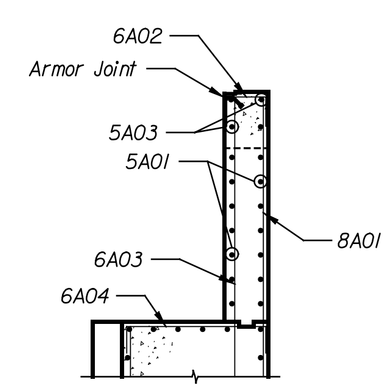

SECTION L
Scale: 1/4" = 1'-0" B3.9

DATE	BY

This sheet designed by:

HNTB
ARCHITECTS ENGINEERS PLANNERS

NO.	DATE	REVISIONS	BY	APP'D
3				
2				
1				

CITY OF WICHITA

WICHITA CENTRAL CORRIDOR

MURDOCK
ABUTMENT NO. 2 ELEVATION & DETAILS

SHEET NO.	OF	SCALE	AS NOTED	APP'D			
DESIGNED	FKD	DETAILED	DAL	QUANTITIES	DJJ	TRACED	DJJ
DESIGN CK.	DMH	DETAIL CK.	JWH	QUAN.CK.	DMH	TRACE CK.	DMH

LOCATION:
BNSF BR. 21.5
WICHITA, KS
LINE SEGMENT 7400

Plotted on: 04-JAN-2005 13:07 $time$
djamison Plot Queue: $queue$
Plot Scale: $scale$ Pen Table: $pentable$
Design Filename: k:\b23049\Bridges\Dec2004\Base Bid\Murdock\drawings\m07a.dgn.