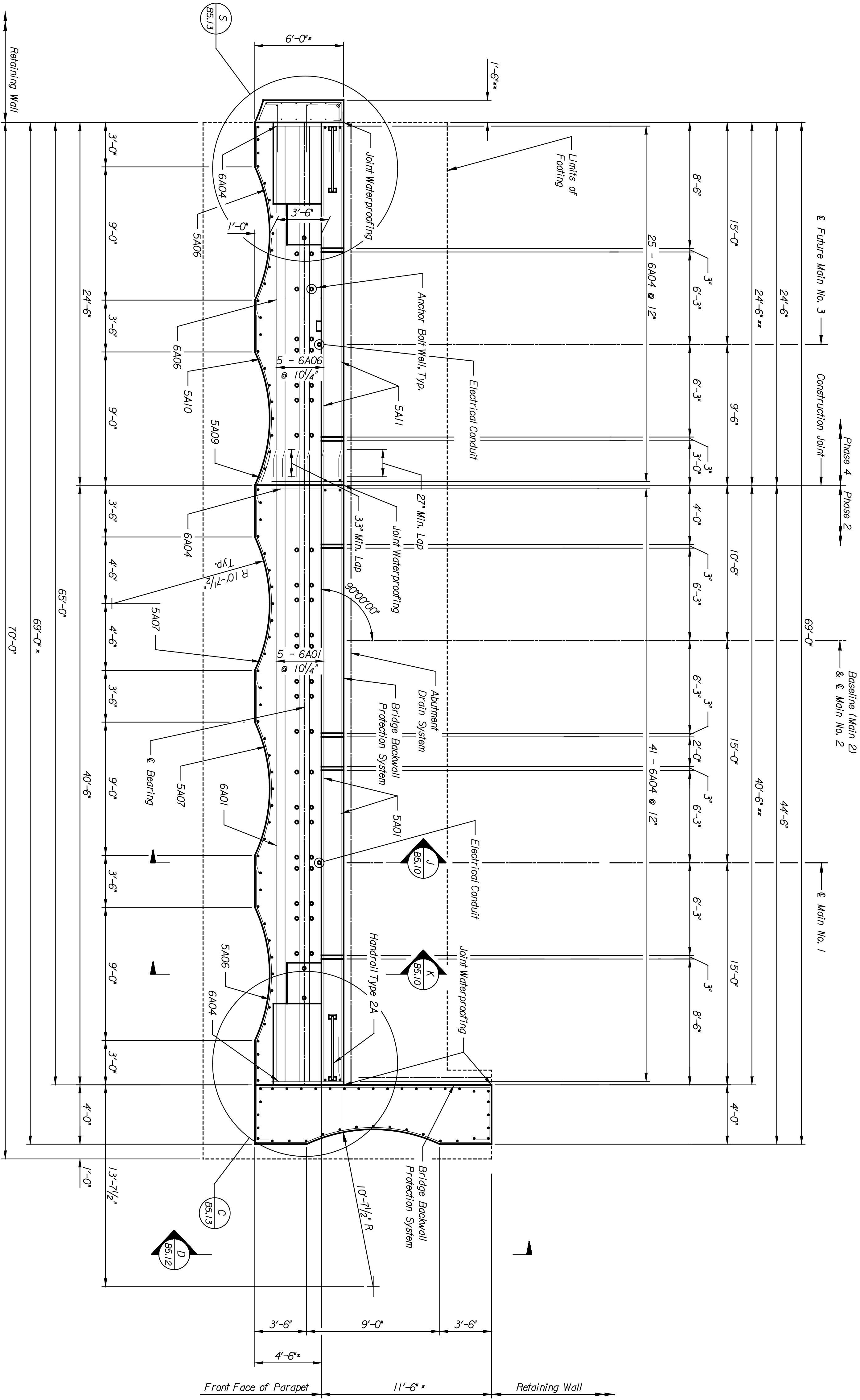
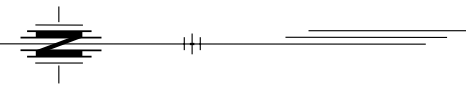



	BY	DATE



PLAN
 Scale: 1/4" = 1'-0"

This sheet designed by:



NOTES:
 Refer to Abutment No. 1 for Abutment Notes.

STATE	PROJECT NO.	YEAR	SHEET NO.	TOTAL SHEETS
KANSAS	472-84071	2005	BS.9	

NOTE:
 * Limits of Concrete Masonry Coating, Concrete Sealer and Grout Protection System.
 ** Limits of Bridge Backwall Protection.

LOCATION: RWSF BR. 20.0 WICHITA, KS

LINE SEGMENT 7400

SHEET NO. 05		SCALE AS NOTED		APP'D.	
DESIGNED BY: EKD	DETAILED BY: DJH	QUANTITIES BY: DJH	TRACED BY: DJH	DATE: 01/06/05	DRAWN BY: DJH
CITY OF WICHITA WICHITA CENTRAL CORRIDOR 2ND STREET ABUTMENT NO. 2 PLAN					
NO.		REVISIONS		BY	APP'D.
1					
2					
3					