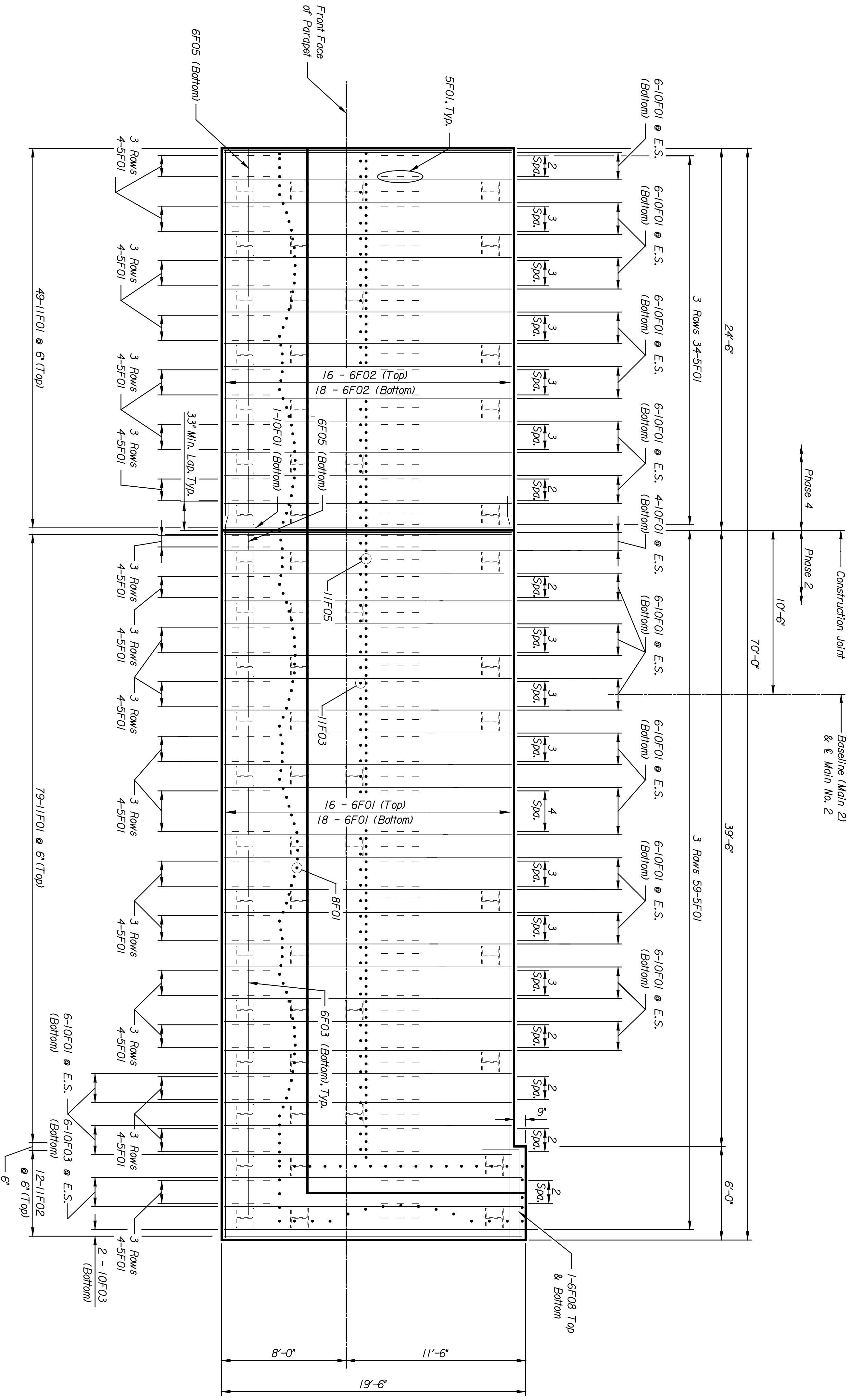
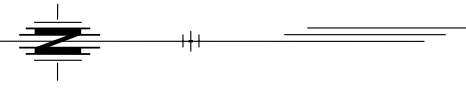



BY	DATE



FOOTING PLAN
 Scale: 1/4" = 1'-0"

This sheet designed by:



STATE	PROJECT NO.	YEAR	SHEET NO.	TOTAL SHEETS
KANSAS	472-84071	2005	BS.II	

NOTES:
 Refer to Abutment No. 1 for Abutment Notes.

NO.		DATE		REVISIONS		BY	APP'D.
3							
2							
1							

CITY OF WICHITA
WICHITA CENTRAL CORRIDOR
2ND STREET
ABUTMENT NO. 2 FOOTING & DETAILS

DESIGNED BY	SCALE	AS NOTED	APP'D.	DATE	DESIGNED BY	SCALE	AS NOTED	APP'D.
RFMSF BR. 202.0	AS NOTED	AS NOTED			RFMSF BR. 202.0	AS NOTED	AS NOTED	