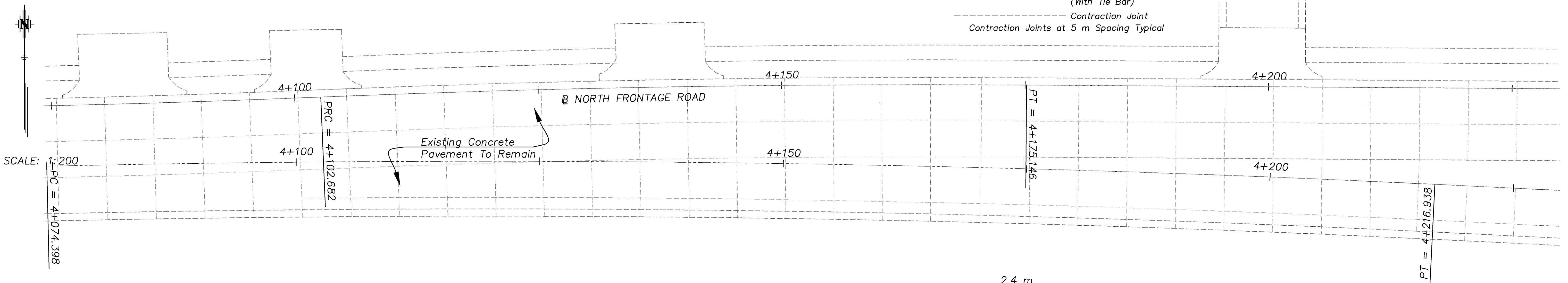


STATE	PROJECT NO.	YEAR	SHEET NO.	TOTAL SHEETS
KANSAS	54-87 K-8258-01	2007	54	556

K.J. ——— Longitudinal Key Joint (No Tie Bar)  
 - - - - - Longitudinal Joint (With Tie Bar)  
 - - - - - Contraction Joint  
 Contraction Joints at 5 m Spacing Typical

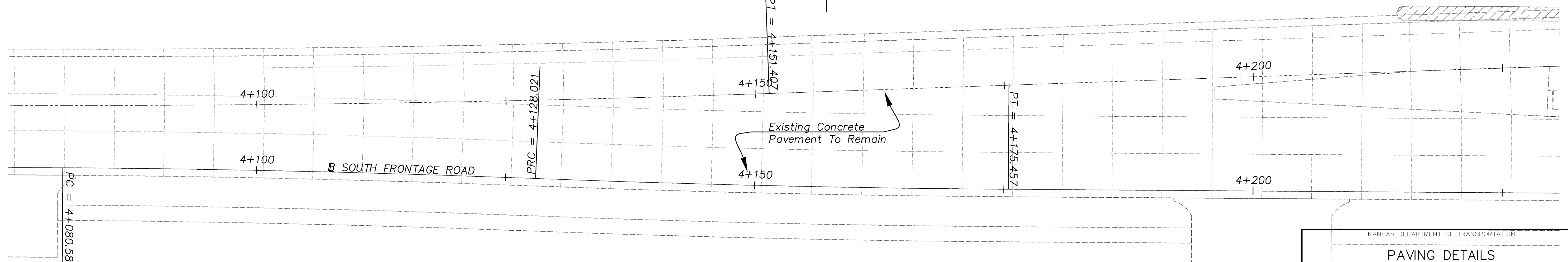
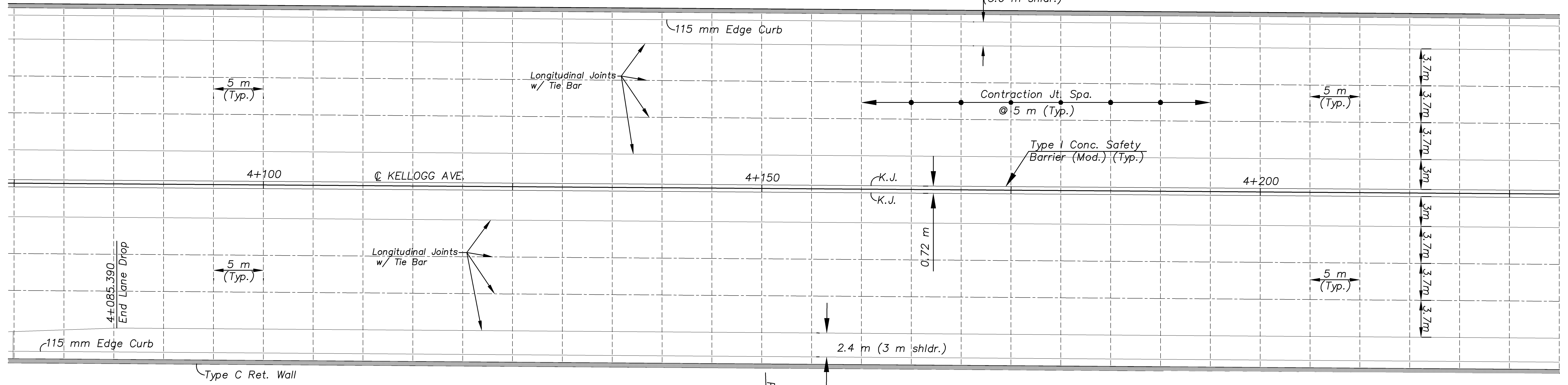


SCALE: 1:200

DATE	BY

REFERENCE NOTED	REFERENCE CHECKED

NOTE:  
 ALL CONTRACTION JOINT SPACING IN CURVES IS MEASURED AT CENTERLINE. CONTRACTION JOINT SPACING IN FRONTAGE ROADS AND RAMPS IS MEASURED AT BASELINE. CONTRACTION JOINTS ARE RADIAL TO CURVE UNLESS OTHERWISE NOTED.



KANSAS DEPARTMENT OF TRANSPORTATION  
 PAVING DETAILS  
 EAST KELLOGG  
 STA. 4+075 TO STA. 4+225

Drawn by: Plotter: SCALE: File: D109.plt

**CFS** Cook, Flatt & Strobel  
 ENGINEERS, P.A.