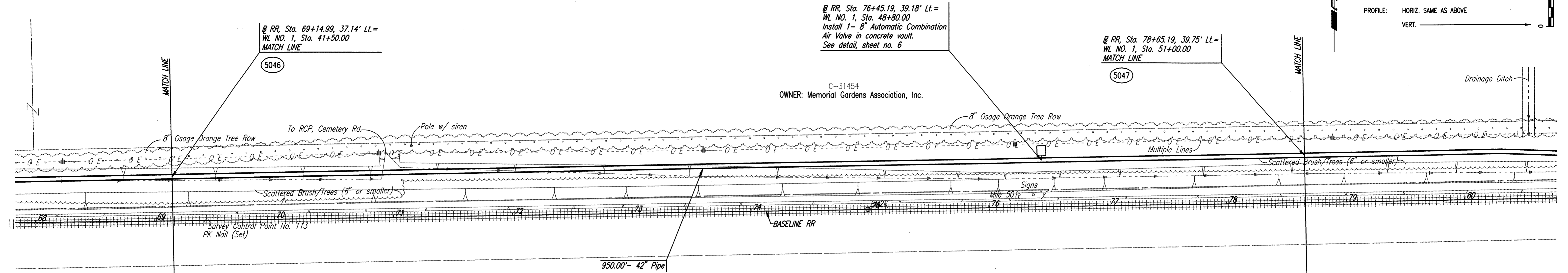


DATE	
BY	
CHECKED	
CHECKED	
PLAN	

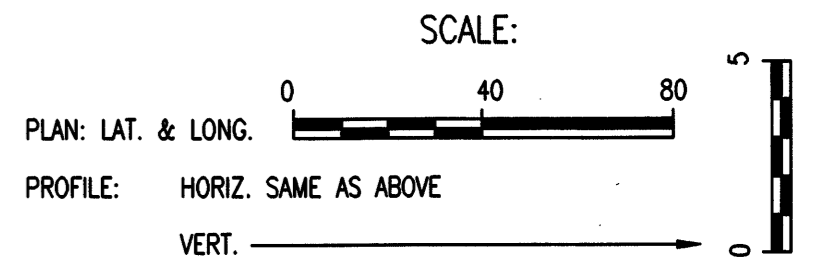
DATE	
BY	
CHECKED	
CHECKED	
PROFILE	

DSNR: MDX OPER: JLM SCALE: 1"=40.00  
 Q:\1996\96151\003\Phase2A\2A-WLPP05 03-29-2000 01:49:54 pm



OWNER: Memorial Gardens Association, Inc.  
 C-31454  
 @ RR, Sta. 76+45.19, 39.18' Lt. =  
 WL NO. 1, Sta. 48+80.00  
 Install 1- 8" Automatic Combination  
 Air Valve in concrete vault.  
 See detail, sheet no. 6

@ RR, Sta. 78+65.19, 39.75' Lt. =  
 WL NO. 1, Sta. 51+00.00  
 MATCH LINE

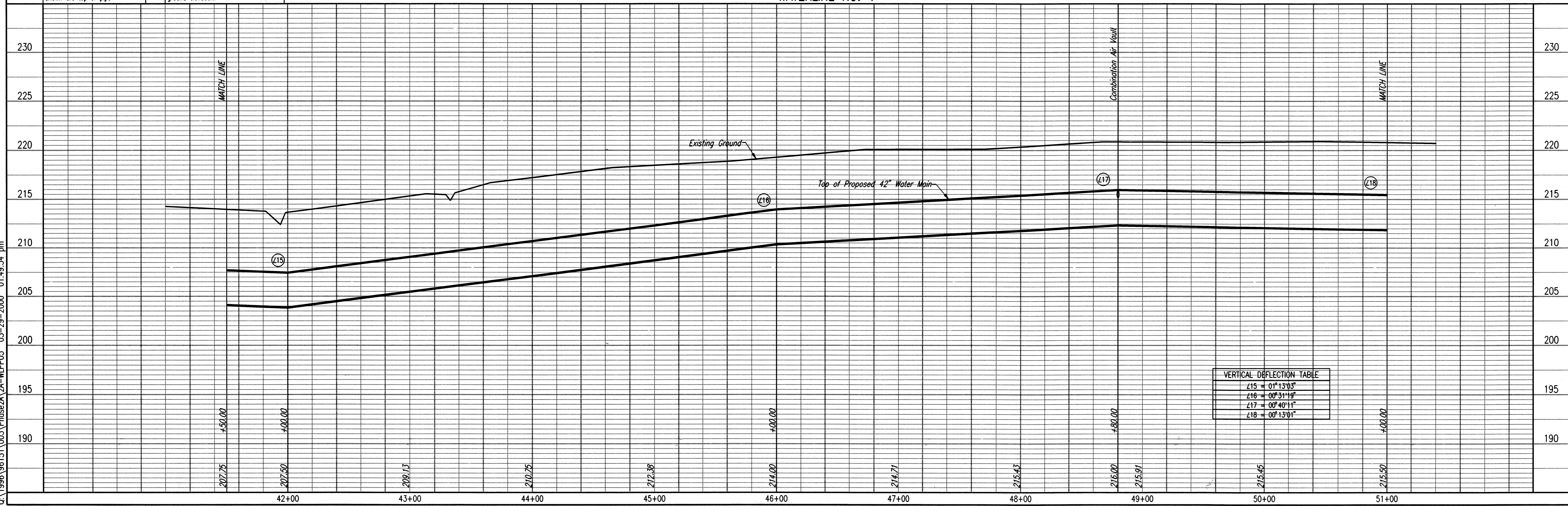


COORDINATE LIST		
POINT	NORTH	EAST
5046	1,696,596.9993	1,666,473.4048
5047	1,696,615.2394	1,667,423.2296

(5000) = COORDINATE POINT NO.



WATERLINE NO. 1



Professional Engineering Consultants, P.A.  
 303 S. TOPEKA - WICHITA, KANSAS 67202  
 316-262-2691 • FAX 316-262-3003

City of Wichita, Kansas  
 Michael E. Lindebak, P.E. - City Engineer  
 Northeast Transmission Facility - Phase 2A  
 WATERLINE NO. 1

Job No. 34-96151-3  
 Date September 1999

Designed By MDX, K/JW  
 Drawn By JLM

Sheet 12 of 17