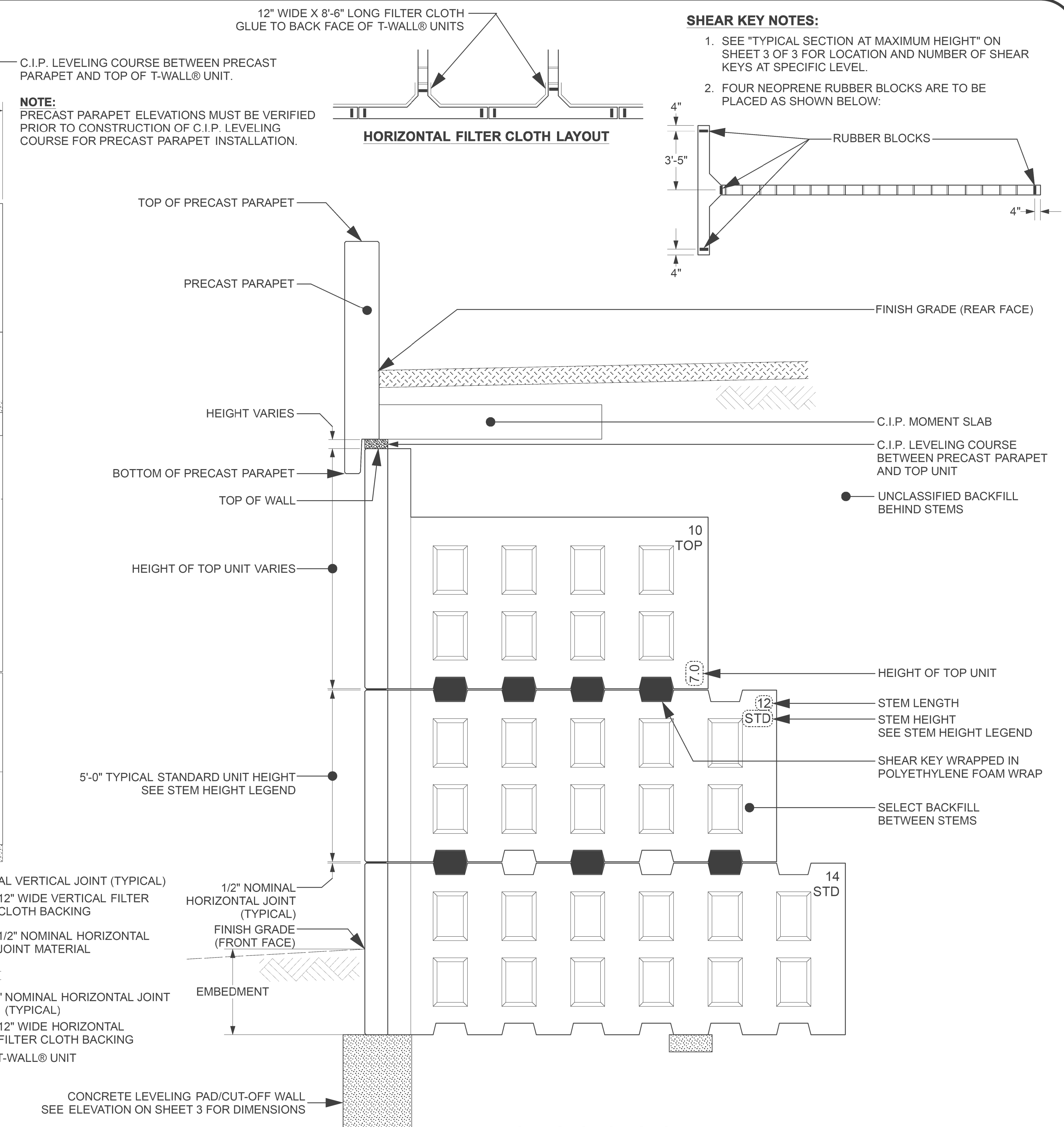


PARTIAL ELEVATION SHOWN - TYPICAL DETAILS
 NOT ALL DETAILS APPLY. SEE SPECIFIC WALL ELEVATIONS

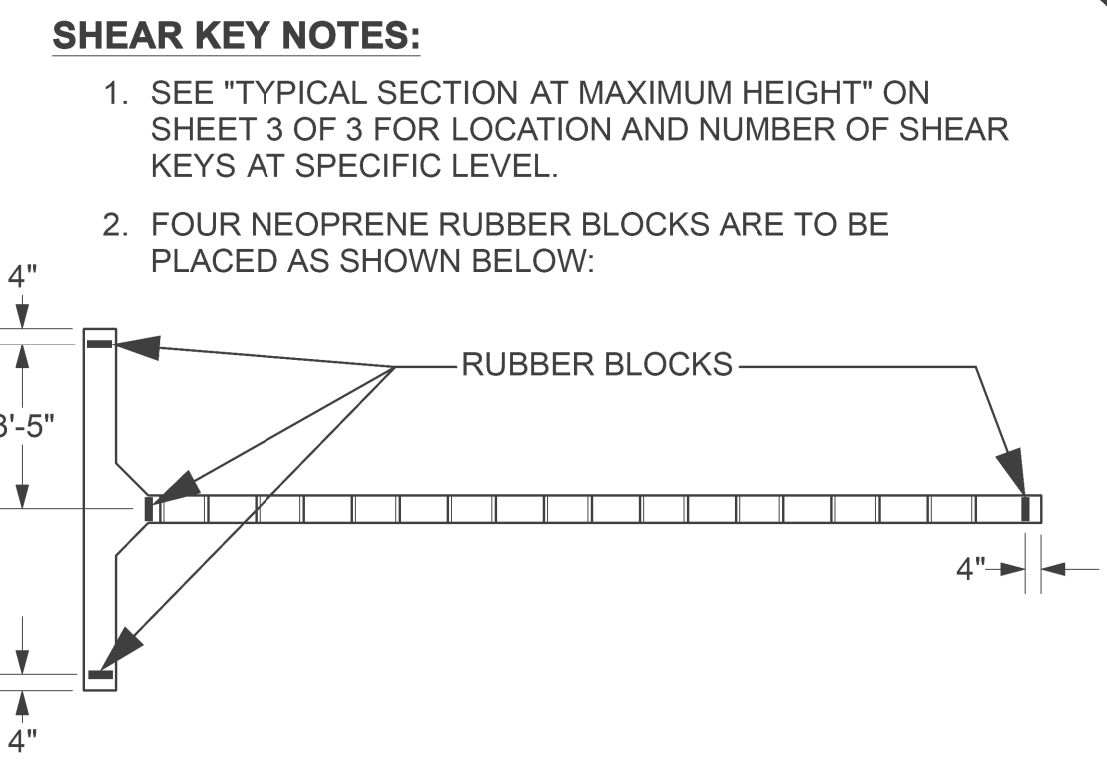
STEM HEIGHT LEGEND

- STANDARD UNITS:
 - STD = 5'-0" STEM HEIGHT
 - TQR = 3'-9" STEM HEIGHT
 - HLF = 2'-6" STEM HEIGHT
- STANDARD TOP UNITS:
 - TOP = 5'-0" STEM HEIGHT
 - TQT = 3'-9" STEM HEIGHT
 - HLT = 2'-6" STEM HEIGHT



TYPICAL SECTION SHOWN
 NOT ALL DETAILS APPLY. SEE SPECIFIC WALL SECTIONS

NOTE:
 THIS SHEET IS PROVIDED FOR GENERAL INFORMATION PURPOSES ONLY, REFERENCING STANDARD DETAILS APPLICABLE TO ANY T-WALL® STRUCTURE. THIS SHEET IS NOT INTENDED TO PROVIDE DETAILS SPECIFIC TO THE WALL STRUCTURES CONTAINED IN THIS DRAWING PACKAGE. FOR INFORMATION SPECIFIC TO THESE WALLS, SEE THE APPLICABLE DRAWING SHEETS.



The design contained on these drawings is based upon information provided by the owner. On the basis of this information, The Neel Company has designed, and is responsible for, the internal stability of the structure only. External stability, including foundation and slope stability, is the responsibility of the owner.


This drawing contains information proprietary to The Neel Company. T-WALL® is a registered trademark owned by The Neel Company. The Neel Company is the exclusive licensee of the T-WALL® patent. © 2010 The Neel Company

PRECASTER: WICHITA CONCRETE PIPE
PROJECT #:

CONTRACTOR:
PROJECT #:

DESIGNER

THE NEEL COMPANY
 8328-D TRAFORD LANE
 SPRINGFIELD, VIRGINIA 22152
 PH: (703) 913-7858
 FX: (703) 913-7859
 WEB: WWW.NEELCO.COM
PROJECT #: TW3723



REVISIONS	

HEARTLAND PREPAREDNESS CENTER

WICHITA, KS

DESIGN DRAWINGS
 TYPICAL T-WALL® NOMENCLATURE

T-WALL® RETAINING WALL SYSTEM

SCALE:	NO SCALE
DATE:	10/28/10
DESIGNED BY:	KD
DRAWN BY:	ACS/KB
CHECKED BY:	KD
SHEET:	A-2