

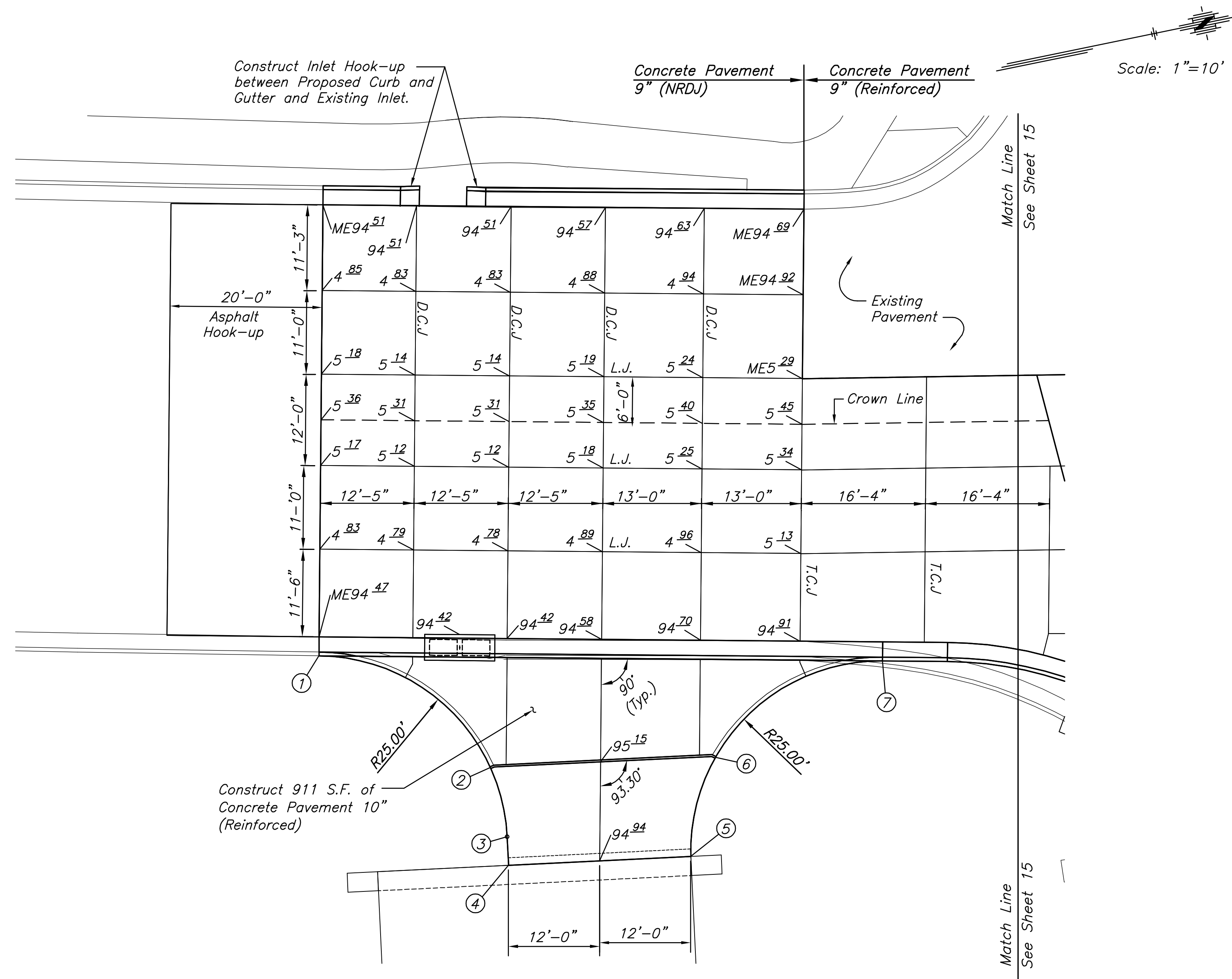
**LINCOLN STREET BRIDGE AND
DAM IMPROVEMENTS OVER
ARKANSAS RIVER**

**BRIDGE
PAVING
DETAILS**
SHEET TITLE
472-84883
PROJECT NUMBER

JRA
DESIGN BY
DPG
DRAWN BY
KJS
CHECKED BY

ISSUED
1/24/2011
REVISED

SHEET NO.
14 of 169

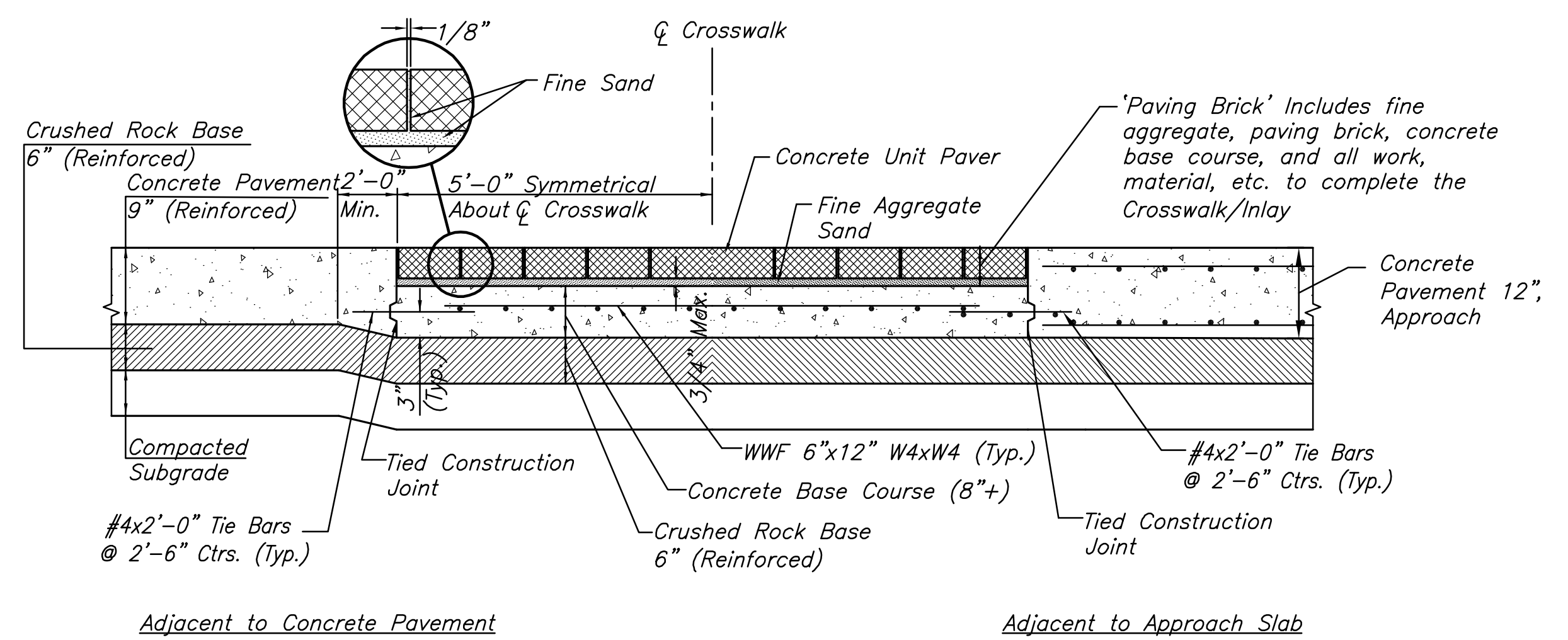


McLEAN BLVD. INTERSECTION DETAIL

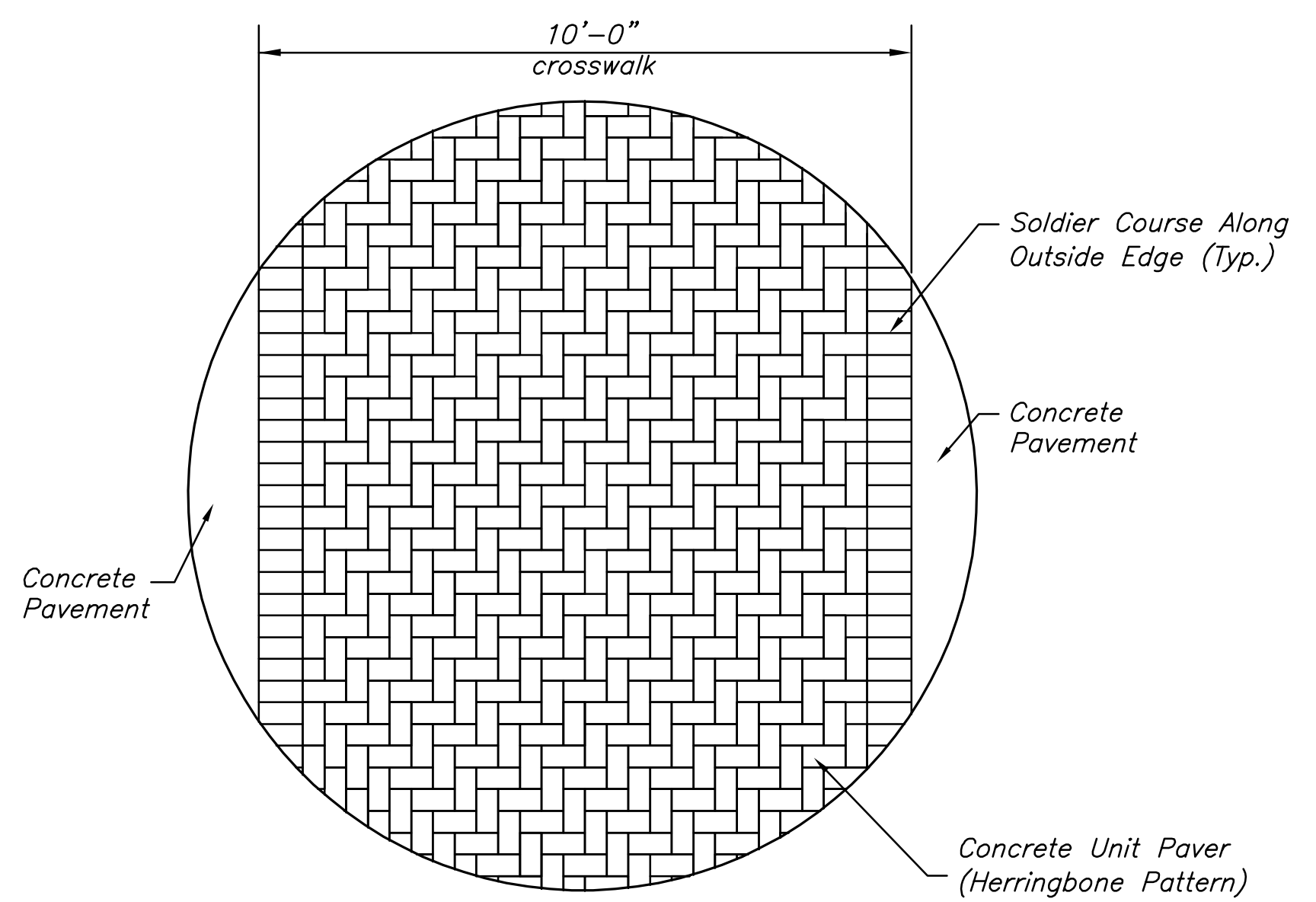
RAMP AND SIDEWALK POINT TABLE					
PT. NO.	STATION/OFFSET	NORTHING	EASTING	ELEVATION	REMARKS
1	47+93.03/17.19' Lt.	1680413.9882	1646936.7733	1294.82 ME	Back Curb/ER
2	48+08.80/4.62' Lt.	1680432.5951	1646956.2152	1294.80	Exp. Joint
3	48+17.99/6.38' Lt.	1680432.6591	1646965.5743		End of Return
4	48+21.75/6.38' Lt.	1680431.9803	1646969.2735	1295.15	Abut Abutment
5	48+21.75/30.38 Lt.	1680455.5863	1646973.6048	1295.15	Abut Abutment
6	48+08.88/34.25' Rt.	1680461.7163	1646961.6459	1295.08	Exp. Joint
7	47+97.29/56.81' Lt.	1680485.9949	1646954.3195	1295.44	Back Curb/ER

CROSSWALK NOTES:

- Concrete unit pavers shall meet or exceed ASTM C 936. The style shall be "Holland Stone" (4"x8"x3 1/8") as manufactured by Pavestone, Inc., or equal as approved by the engineer. Color shall be "charcoal red" and laying pattern shall be herringbone. Payment shall be at the contract bid price per square foot for concrete unit pavers.
- 8 inch concrete pavement base course below pavers shall be subsidiary to the bid price for unit paver crosswalk.
- Sand bedding shall meet the specification requirements for fine aggregate. An uncompacted sand laying course shall be spread evenly over the area to be paved and then screeded to a level of approximately 3/4" max. thickness. Once screeded and leveled to the desired elevation, the sand laying course shall not be disturbed in any way.
- The paving brick shall be installed in a herringbone pattern as shown in the plan. Stones shall be placed with the chamfered side up, and joint spaces kept uniform approximately 1/8 inch thick. The gaps at the edge of the paved surface shall be filled with stones cut to fit. Cutting shall be accomplished to leave a clean edge toward the traffic surface, using a masonry saw. Whenever possible, no cuts should result with a paver less than one-third of its original dimension.
- Paving brick shall be vibrated to their final level in the sand laying course by two or three passes of a vibrating compactor capable of 3000 to 5000 pounds compaction force with the surface clean and joints open.
- After vibration, clean concrete sand shall be spread over the paving stone surface, allowed to dry, and vibrated into the joints with additional passes of the plate vibrator so as to completely fill the joints. A light coating of sand shall be swept over the completed surface and left to weather in.
- Warp Flowline of Gutter as necessary in curb return of Intersection to avoid creating sumps.



CROSSWALK DETAILS



PLAN - CROSSWALK

LEGEND

- Pavement Removal
- Brick Pavers

- T.C.J. Tied Construction Joint
- D.I.J. Doweled Isolation Joint
- D.C.J. Doweled Contraction Joint
- L.J. Longitudinal Joint
- 118 Surface Spot Elevation
- ME 118 Match Existing Elevation
- Direction of Surface Flow

PLOTTED: Tuesday, January 25, 2011 8:53AM

J:\CIVIL\07433\DWG\BRIDGE_PAV\07433.DWG