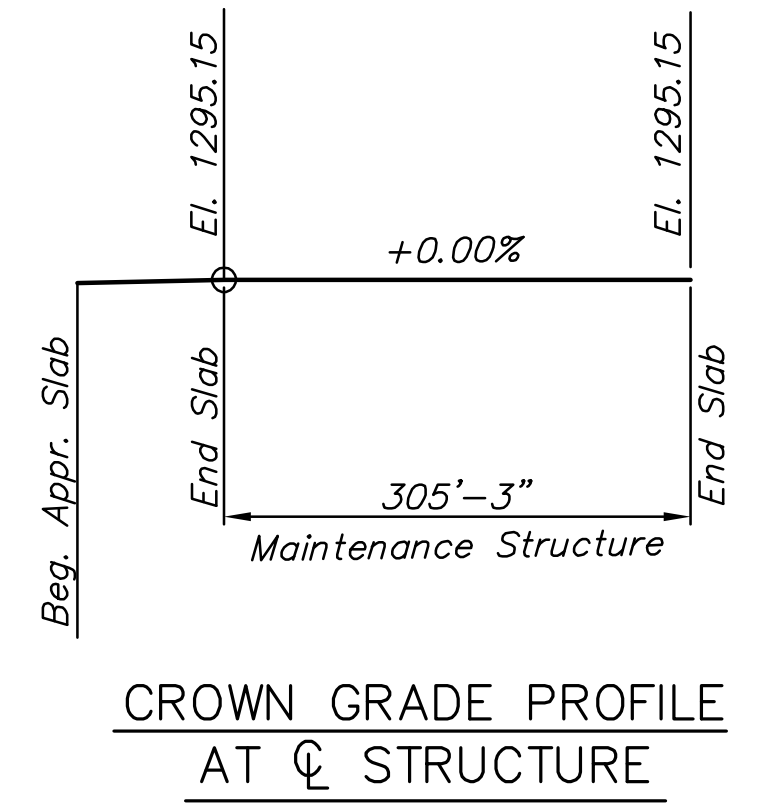
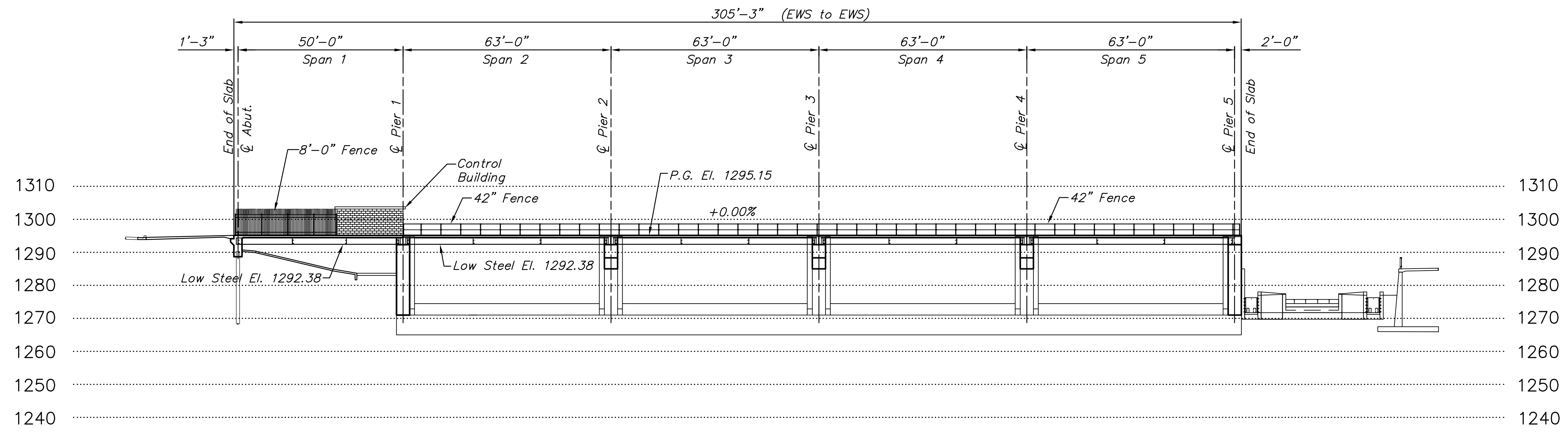


STATE	PROJECT NO.	YEAR	SHEET NO.	TOTAL SHEETS
KANSAS	87 N-0361-01	2011	94	169

MKEC
ENGINEERING
CONSULTANTS, INC.
411 N. WEBB ROAD
WICHITA, KS. 67206
316-684-9600

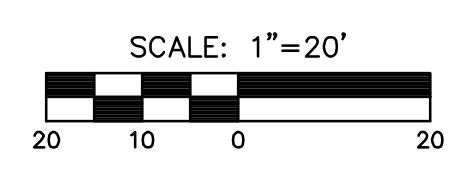
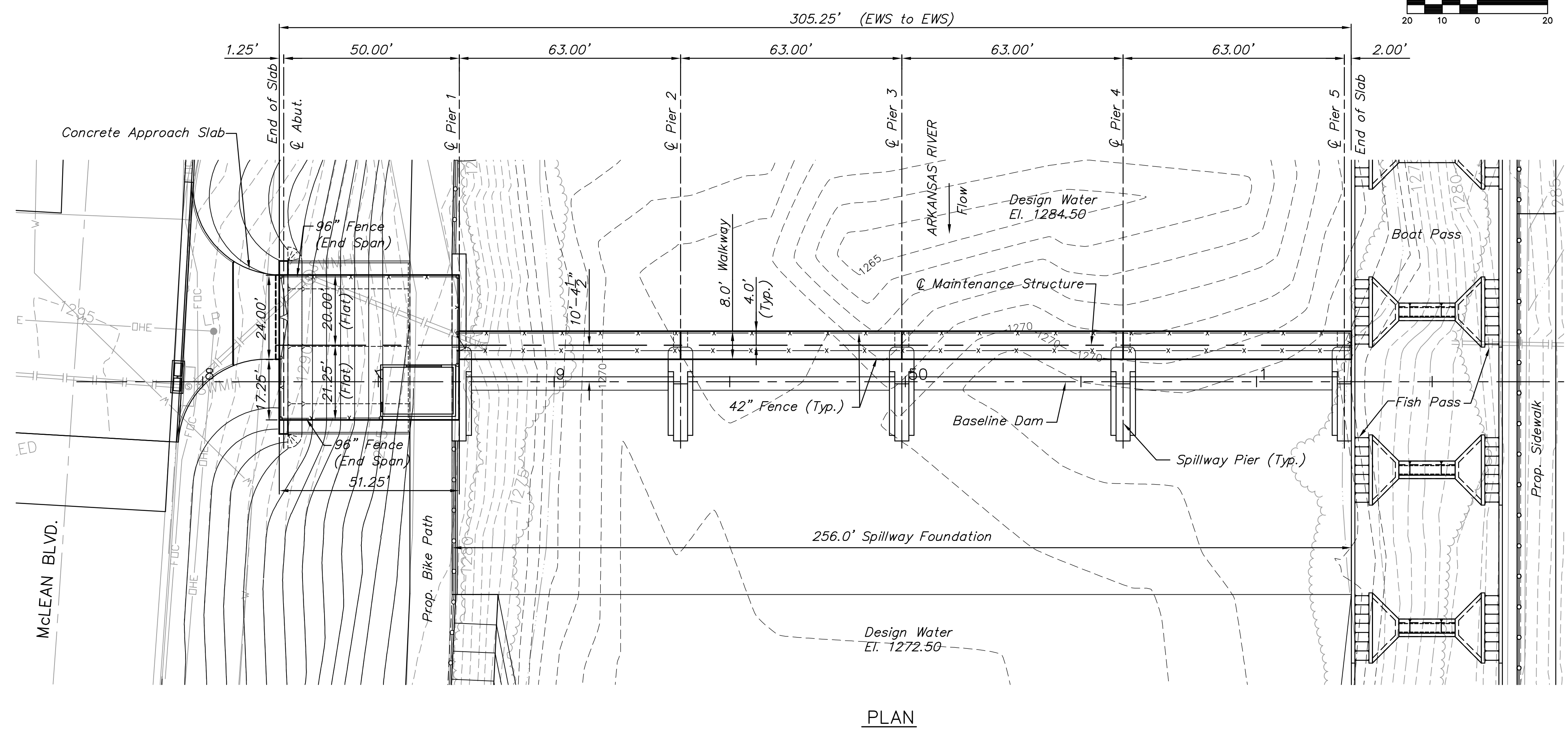
**LINCOLN STREET BRIDGE AND
DAM IMPROVEMENTS OVER
ARKANSAS RIVER**



BM#1 C.O.W. Bench Mark disc at S.W. corner bridge,
Lincoln and Arkansas River
Sta. 8+09.10, 47.52' Rt. Elev. 1296.80 (NAVD 88)

ELEVATION
50'- 4 @ 63' Rolled Beam Spans,
Drilled Shaft Abutment,
41'-3" Roadway @ West End Span
with 8'-0" Walkway

BM#2 C.O.W. Bench Mark disc at N.W. corner bridge,
Lincoln and Arkansas River (stamped 1296.62)
Sta. 11+63.61, 40.81' Lt. Elev. 1297.02 (NAVD 88)



NOTE: Refer to Sheet No. 82 for General Notes.

INDEX TO MAINTENANCE STRUCTURE DRAWINGS	
Sh. No.	Drawing
82	General Notes
94	Construction Layout
95	Abutment Details
96	Bearing Device Details
97	Framing Plan
98	Girder Details
99	Miscellaneous Details
100	Diaphragm Details
101	Slab Details
102	Typical Deck Section
104	Fence Details
Standards	
57	Steel Erection, Fit-up and Bolting
72	Bridge Excavation
73	Supports and Spacers for Reinforcing Steel

**MAINTENANCE
STRUCTURE
PLAN AND
ELEVATION**
SHEET TITLE
472-84883
PROJECT NUMBER

DESIGN BY: JAG
DRAWN BY: DPG
CHECKED BY: KJS

ISSUED: 1/24/2011
REVISED:

SHEET NO.
94 of 169