

BILL OF MATERIALS (For Information Only)		
ITEM	QUANTITY	UNIT
Traffic Signal Pedestal Aluminum (10')	1	Each
Concrete Footing - Pole	1	Each
Concrete Footing - Pedestal	1	Each
Service Box - 36" Dia.	1	Each
Ground Rod and Clamp	2	Each
Conduit Clamp	As Needed	Each
Multi-Conductor Cable No. 14 Awg 2/c	8	L.F.
Multi-Conductor Cable No. 14 Awg 5/c	109	L.F.
Multi-Conductor Cable No. 14 Awg 7/c	518	L.F.
Stranded No. 8 Awg 1/c (Type THHN)(Ground)	309	L.F.
Conduit 1" (PVC)	220	L.F.
Conduit 2" (RGC)	17	L.F.
Conduit 3" (RGC)	220	L.F.
Video Power Cable No. 16 Awg 3/c	235	L.F.
Video Cable 75 ohm Coaxial (Belden #8281)	235	L.F.

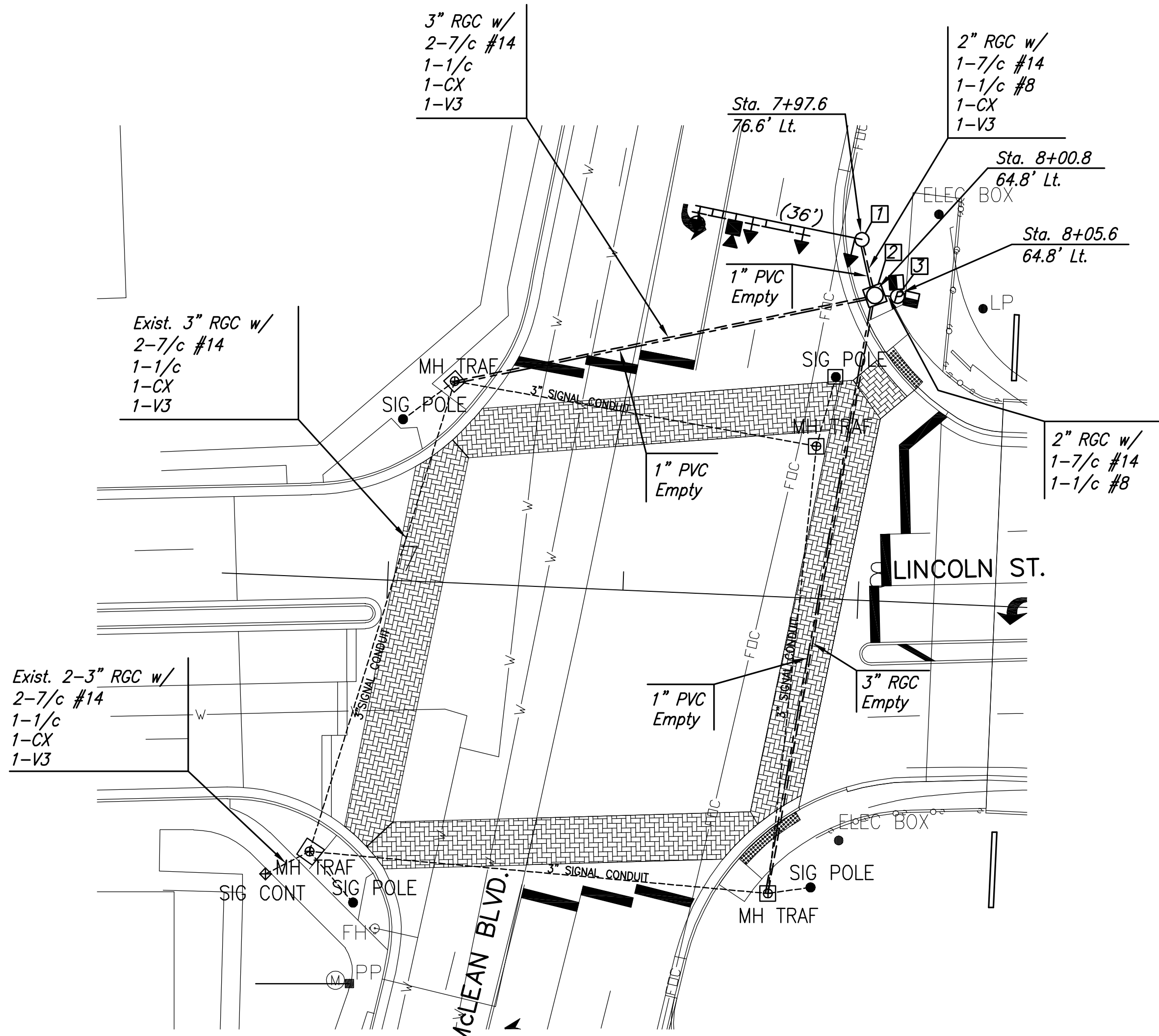
RECAPITULATION OF TRAFFIC SIGNAL QUANTITIES		
BID ITEM	QUANTITY	UNIT
TRAFFIC SIGNAL MODIFICATION	1	L.S.

**GENERAL NOTES**

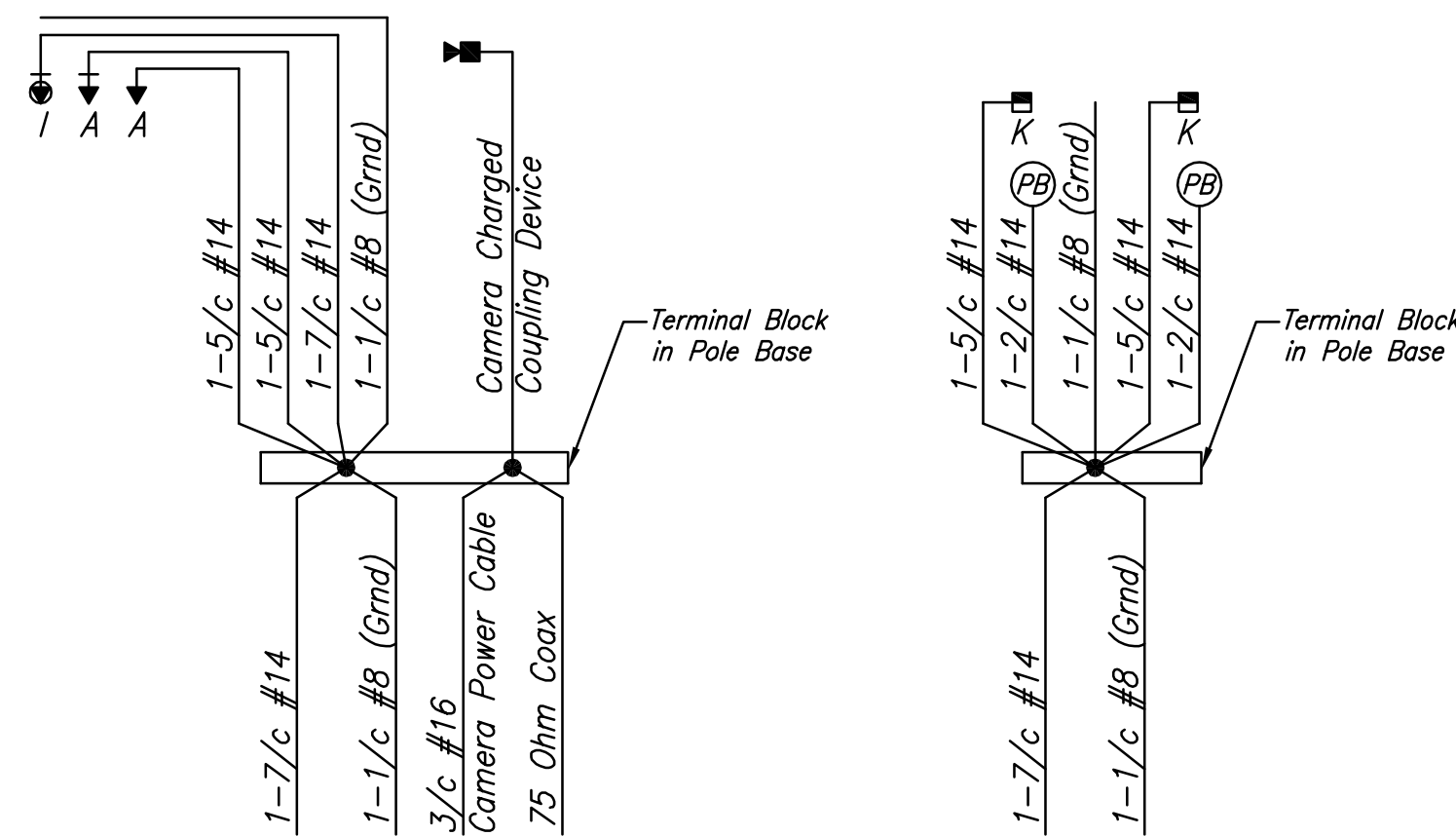
- Conduit shall be jacked or bored under existing pavement and under new pavement that has been placed prior to conduit installation.
- Placement of Service Box and Conduit Runs are typical and may be adjusted as directed by the Engineer to facilitate installation.
- The Contractor shall contact utility companies which may be affected by the installation of Traffic Signalization prior to any construction.
- Westar Power Pole at Baseline Sta. 6+95.6, 86.0' Rt.
- See Signal Pole Details for additional Traffic Signal Structures requirement.
- See Pavement Marking Plan for pavement marking layout.
- Relocate existing pole, mast-arm, etc. to new location.
- Remove existing service box wire and abandon existing conduits.
- Install pedestal pole as shown, equipped with pedestrian push button unit. Remove pedestrian signals from existing pole and mount on pedestal pole.
- Maintain existing signal timing.
- The northbound lane detection zones shall be maintained in the same location as before construction.
- The contractor shall supply and install all necessary material and equipment for the installation of the traffic signal as shown.
- The traffic signal pole shall be relocated and operational prior to erecting McLean Blvd. traffic control and performing pavement replacement.

TRAFFIC SIGNAL POLE SUMMARY									
POLE NO.	STATION	TYPE	ARM LENGTH	SIGNALS ON ARM	X1	X2	X3	OTHER EQUIPMENT ON ARM	SIGNALS ON POLE
1	7+97.6, 76.6' Lt.	B	36'	3-E	11.5'	11'		1-D, 1-G, 1-H	1-E
2	8+05.6, 64.8' Rt.	C	-	-	-	-		-	2-F

- A - Joint Use Steel Pole with Mast Arm
- B - Standard Steel Pole with Mast Arm
- C - Pedestal Pole (10' Aluminum)
- D - Left Turn Yield on Green (R10-12)
- E - Traffic Signal
- F - Pedestrian Signal with Push Button
- G - Street Name Sign
- H - Video Detection Camera
- I - Wind Damper



**SIGNAL AND WIRING PLAN**



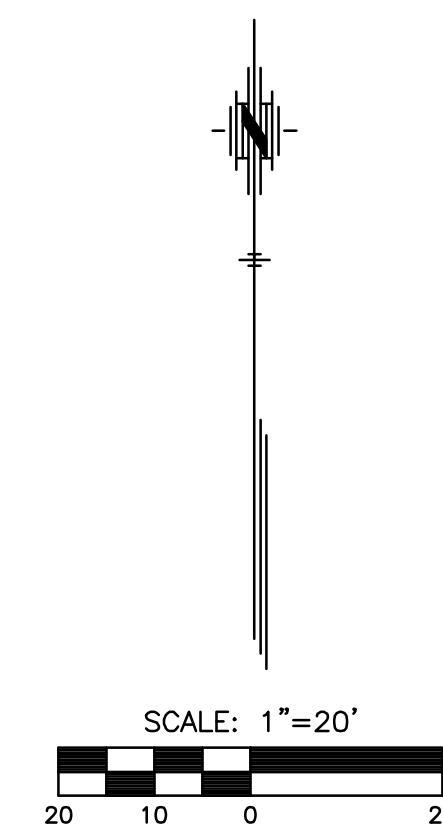
**TRAFFIC SIGNAL POLE WIRING**

STATE	PROJECT NO.	YEAR	SHEET NO.	TOTAL SHEETS
KANSAS	87 N-0361-01	2011	133	169

**MKEC**  
ENGINEERING  
CONSULTANTS, INC.  
411 N. WEBB ROAD  
WICHITA, K.S. 67206  
316-684-9600

**LEGEND**

- Proposed Steel Traffic Signal Pole
- Existing Steel Traffic Signal Pole
- ⊕ Proposed Pedestal Pole (10' Aluminum)
- Traffic Signal Indication (Type A) w/Backplate
- ↘ Mast Arm Suspended Traffic Signal
- Video Detection Camera
- ⊙ Proposed Service Box
- ⊙ Existing Controller
- ⊙ Pedestrian Indication
- Rigid Galvanized Conduit (RGC)
- PVC Conduit
- ⊙ Existing Meter Box and Power Disconnect
- TT Overhead Street Name Sign
- TT Overhead Sign R10-12 (Lt. Turn Yield on Green)
- PP Existing Power Pole
- MH TRAF Existing Service Box
- Existing Conduit
- CX Video Coax Cable
- V3 Video Power Cable (#16 AWG 3/c)
- 1 Point Number



SIGNAL POINTS TABLE					
POINT NUMBER	STATION	OFFSET	NORTHING	EASTING	DESCRIPTION
1	7+97.6	76.6' Lt.	1680647.1252	1646993.6406	Pole #1
2	8+00.8	64.8' Lt.	1680635.2451	1646996.3703	Service Box
3	8+05.6	64.8' Lt.	1680635.0473	1647001.1835	Pole #2

**LINCOLN STREET BRIDGE AND  
DAM IMPROVEMENTS OVER  
ARKANSAS RIVER**

**TRAFFIC SIGNAL PLAN**

SHEET TITLE  
472-84883  
PROJECT NUMBER

JRA  
DESIGN BY  
WNJ  
DRAWN BY  
KJS  
CHECKED BY

ISSUED  
1/24/2011  
REVISED

SHEET NO.  
133 of 169