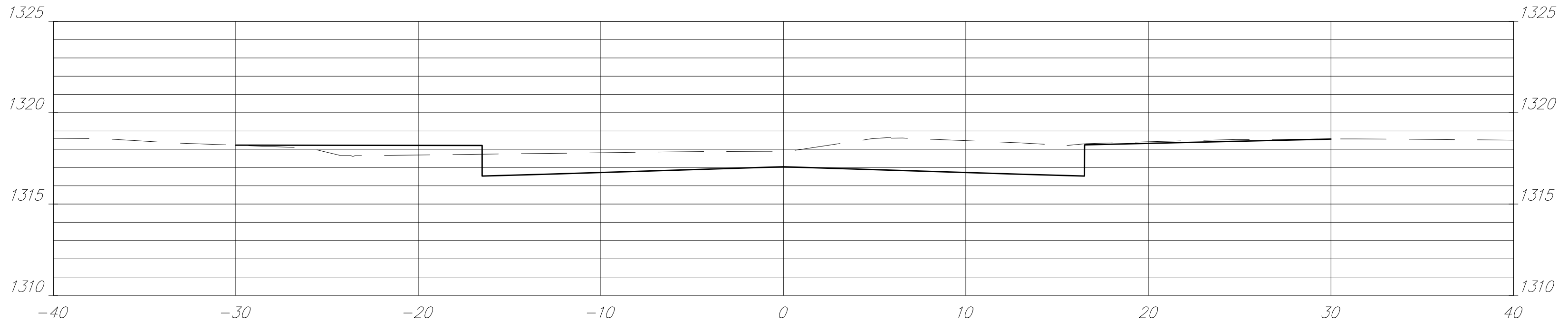
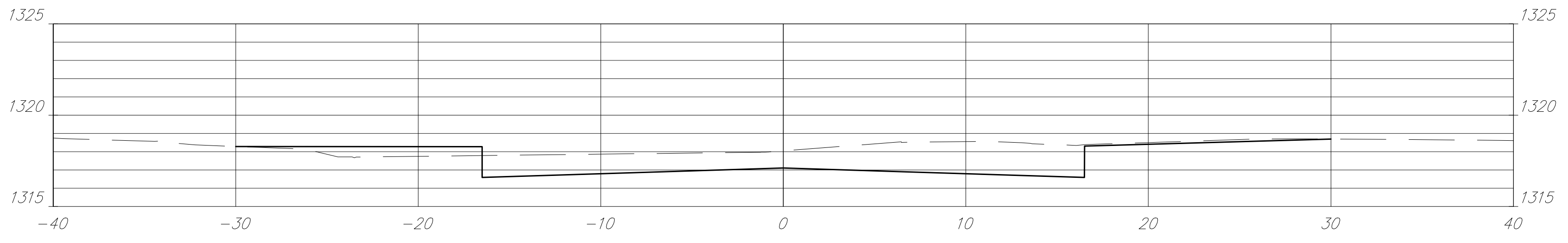


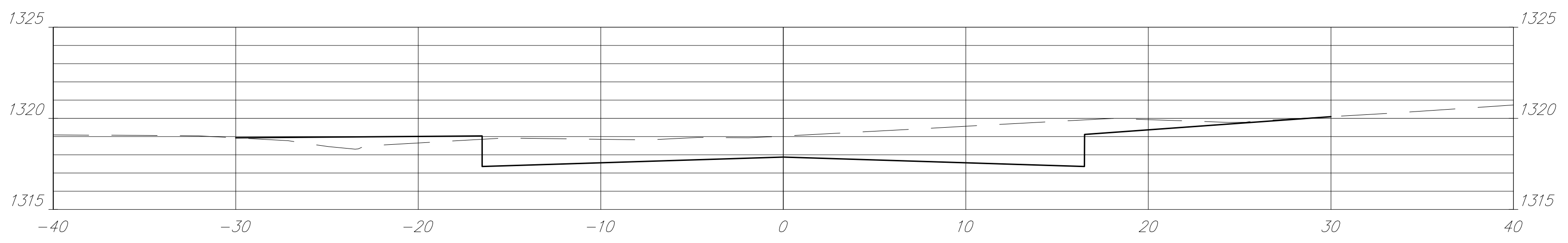
8+53.85



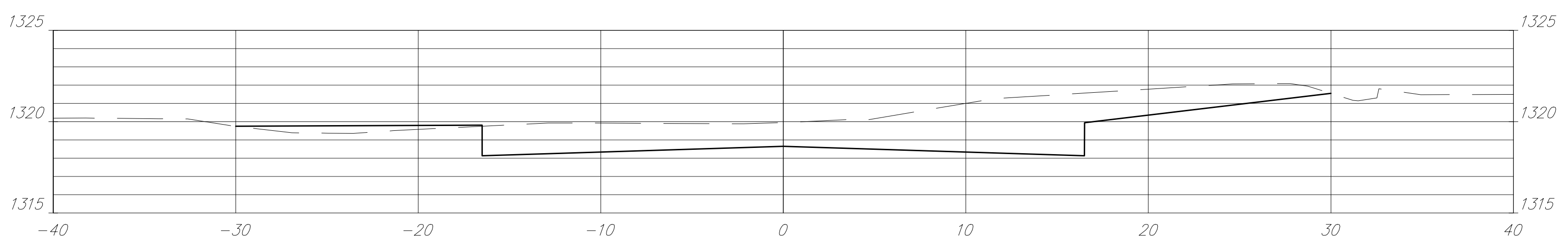
8+50.00



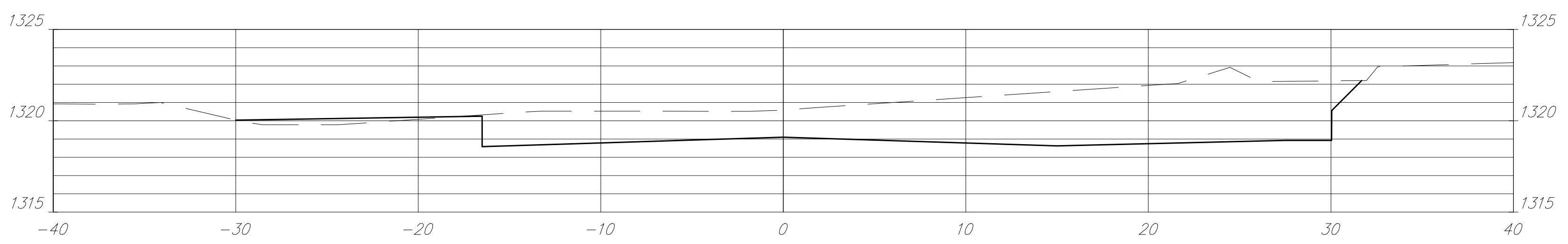
8+00.00



7+50.00



7+20.66



Total Volume Table

Station	Fill Area	Cut Area	Fill Volume	Cut Volume	Cumulative Fill Vol	Cumulative Cut Vol
1+14.03	5.31	40.61	0.00	0.00	0.00	0.00
1+50.00	2.92	51.33	5.48	61.25	5.48	61.25
2+00.00	0.73	63.27	3.38	106.11	8.87	167.36
2+50.00	0.06	60.90	0.73	114.97	9.60	282.33
3+00.00	0.08	55.04	0.13	107.35	9.73	389.68
3+50.00	0.13	51.78	0.19	98.91	9.92	488.60
4+00.00	2.50	47.46	2.43	91.89	12.36	580.49
4+25.36	3.82	50.58	2.97	46.04	15.33	626.53
4+50.00	3.52	64.05	3.35	52.30	18.68	678.84
5+00.00	4.97	69.64	7.87	123.78	26.55	802.62
5+50.00	2.06	71.18	6.52	130.38	33.06	933.00
6+00.00	10.68	64.17	11.80	125.32	44.87	1058.33
6+50.00	4.77	109.52	14.31	160.82	59.18	1219.15
7+00.00	4.88	115.83	8.94	208.66	68.12	1427.81
7+20.66	2.59	112.33	2.86	87.29	70.98	1515.10
7+50.00	3.52	78.64	3.32	103.76	74.30	1618.86
8+00.00	4.41	55.88	7.34	124.55	81.64	1743.42
8+50.00	5.12	44.21	8.83	92.67	90.47	1836.09
8+53.85	5.01	44.19	0.72	6.30	91.19	1842.39