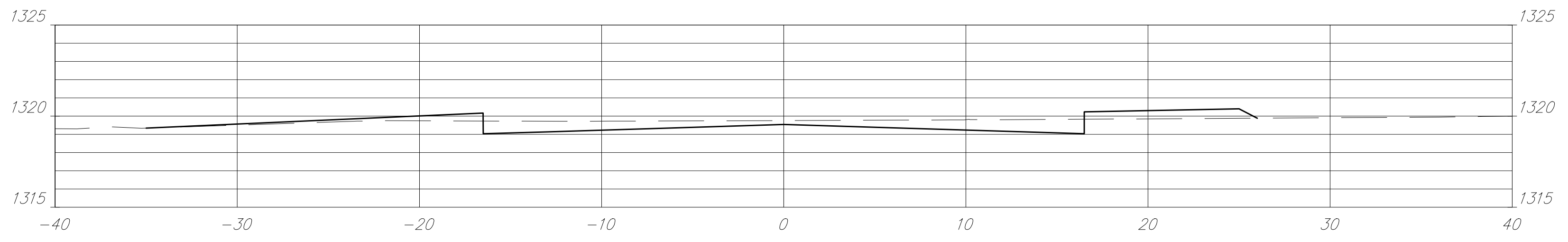
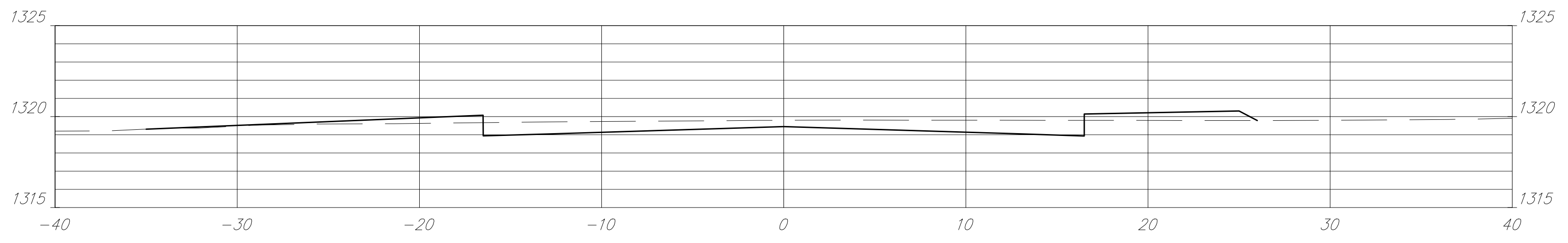


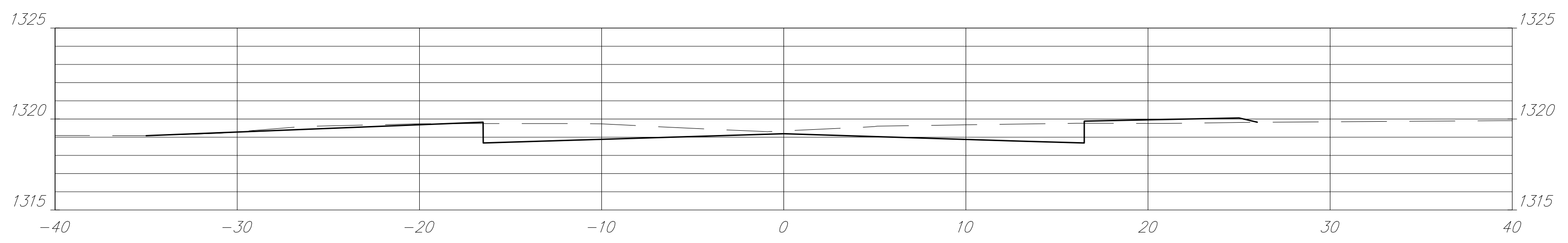
5+69.65



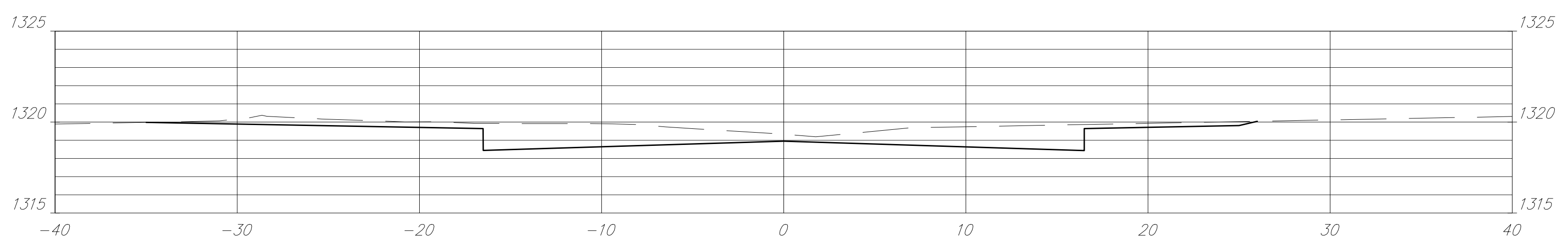
5+50.00



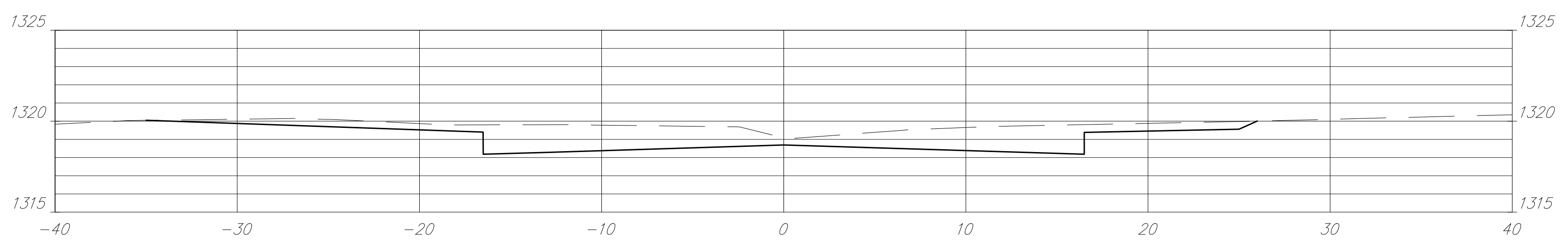
5+00.00



4+50.00



4+00.00



Total Volume Table

Station	Fill Area	Cut Area	Fill Volume	Cut Volume	Cumulative Fill Vol	Cumulative Cut Vol
1+10.00	0.00	48.64	0.00	0.00	0.00	0.00
1+40.00	0.00	40.30	0.00	49.41	0.00	49.41
1+50.00	0.00	37.39	0.00	14.39	0.00	63.80
2+00.00	0.08	30.02	0.08	62.42	0.08	126.22
2+50.00	0.00	51.41	0.08	75.40	0.15	201.62
2+64.78	0.02	58.53	0.00	30.09	0.16	231.72
3+00.00	0.00	66.83	0.01	81.77	0.17	313.48
3+50.00	0.02	49.58	0.02	107.79	0.19	421.27
4+00.00	0.00	48.04	0.02	90.39	0.22	511.67
4+50.00	0.00	39.87	0.00	81.40	0.22	593.07
5+00.00	1.96	23.19	1.81	58.39	2.03	651.46
5+50.00	6.86	19.08	8.16	39.14	10.19	690.60
5+69.65	6.89	15.67	5.00	12.64	15.19	703.24