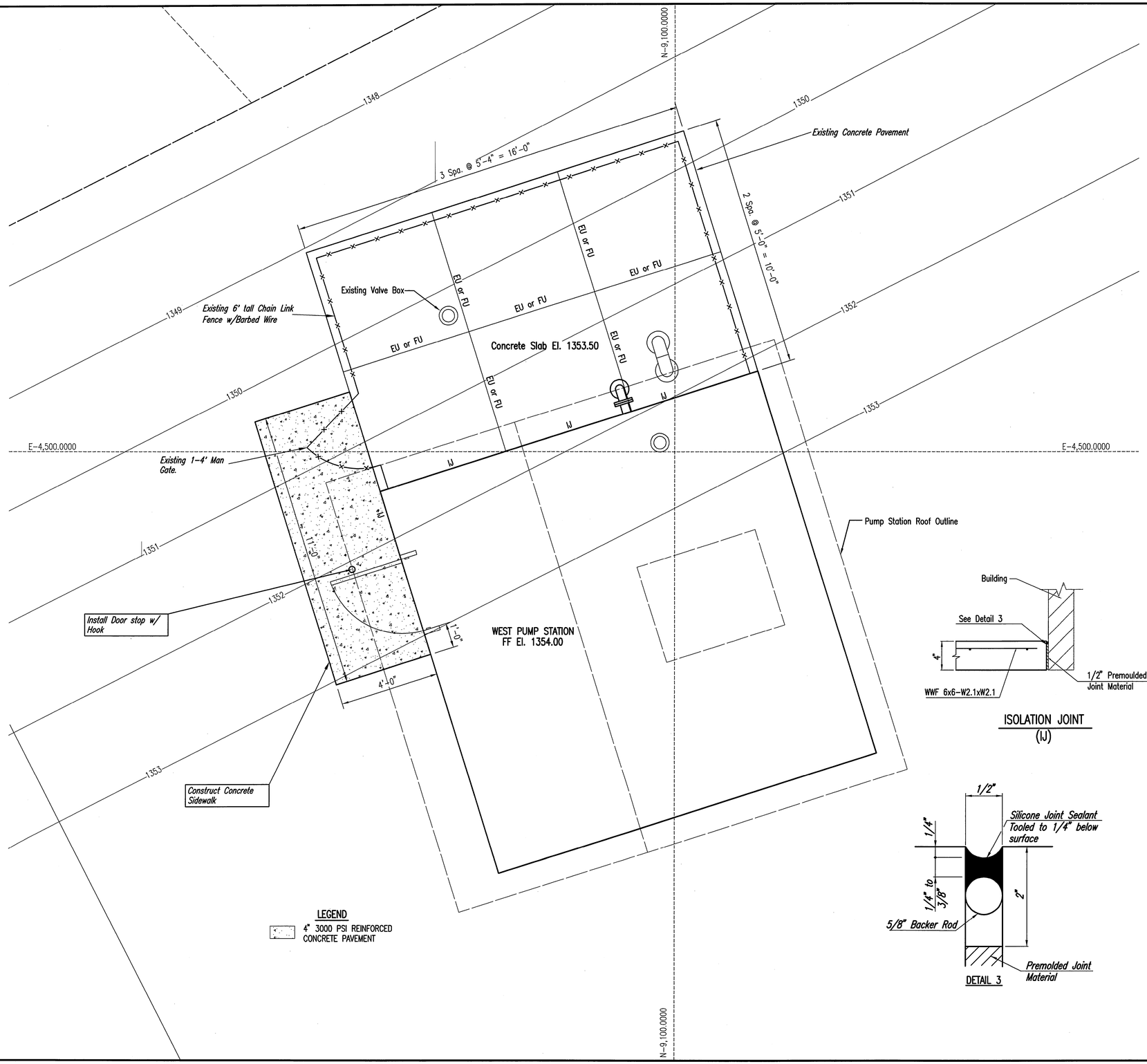

SCALE: 1/2" = 1'-0"

0 2 4

NOTES:

1. All Concrete Pavement shall be reinforced with welded wire fabric as per the details this Sheet.
2. Concrete Pavement Joints shall be constructed per the details this Sheet.

ISOLATION JOINT
(IJ)

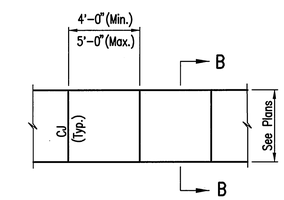

PLAN

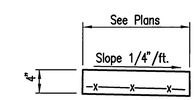

SECTION B-B

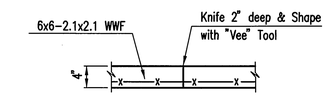

CONTRACTION JOINT (CJ)

Note: No sawn contraction joints will be allowed

SIDEWALK DETAILS

DETAIL 3

No.	Revision	By	Date

MATTHEW BILLINGSLEY LICENSED 20827 PROFESSIONAL ENGINEER

SITE PAVING PLAN FOR
WEST PUMP STATION

JAMES L. ARMOUR, P.E. - CITY ENGINEER
CITY OF WICHITA PROJECT NO. 468-84741

PEC PROFESSIONAL ENGINEERING CONSULTANTS, P.A.
303 SOUTH TOPEKA WICHITA, KS 67202
316-262-2691 www.pec1.com

Designed by MEB	Job No. 35-04274-5-042	Sht. 3 of 13
Drawn by CAE, TDS	Date APRIL 2011	

Saved 03-28-2011 2:58:45 PM by TDS
Plot Scale 1:2 04-04-2011 1:34:34 PM by TED D. SCRIBNER
Q:\C004\04274\005\PUMP STATION AND POND EXCISION IMP\04274-005-C-3-West-Site Paving Plan