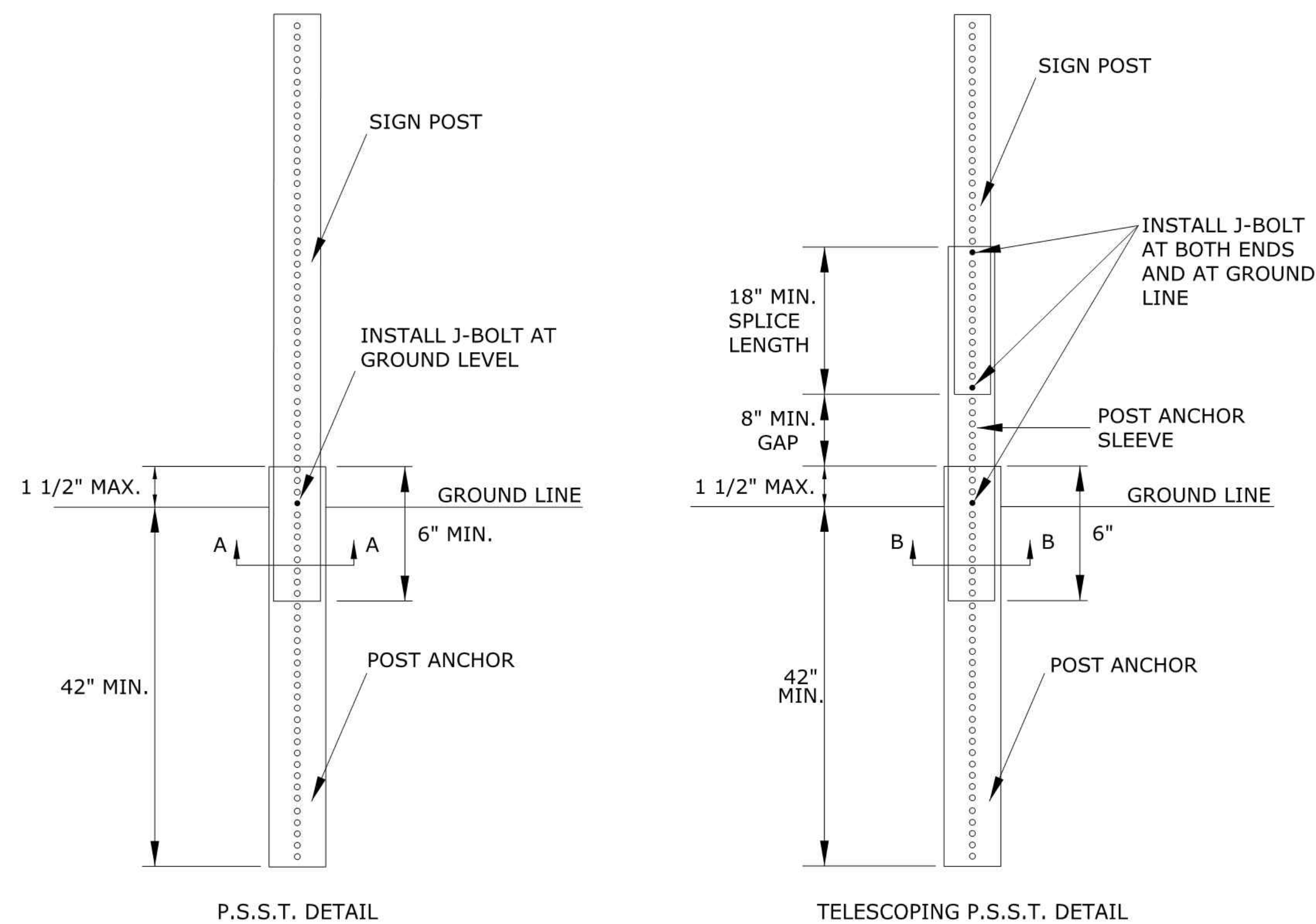


PERFORATED SQUARE STEEL TUBE (P.S.S.T.) POST SETUP



DETAILS FOR 2", 2 1/4", OR 2 1/2" SIGN POST

NOTES:

SIGN POSTS, POST ANCHORS, AND POST ANCHOR SLEEVES:

THE SIGN POSTS, POST ANCHORS, AND POST ANCHOR SLEEVES SHALL CONFORM TO (1) HOT ROLLED CARBON STEEL ASTM A-570 GRADE 33 OR ASTM STRUCTURAL QUALITY C 1021 WITH A HOT-DIPPED GALVANIZING CONFORMING TO ASHTO M-120 WITH AN INLINE SYSTEM FOLLOWED BY A CHROMATE CONVERSION AND A CROSS-LINKED POLYURETHANE ACRYLIC EXTERIOR COATING OR (2) A GALVANIZED FINISH COLD ROLLED CARBON STEEL ASTM A-446 GRADE A WITH A GALVANIZING CONFORMING TO ASTM A 525, DESIGNATION G-90.

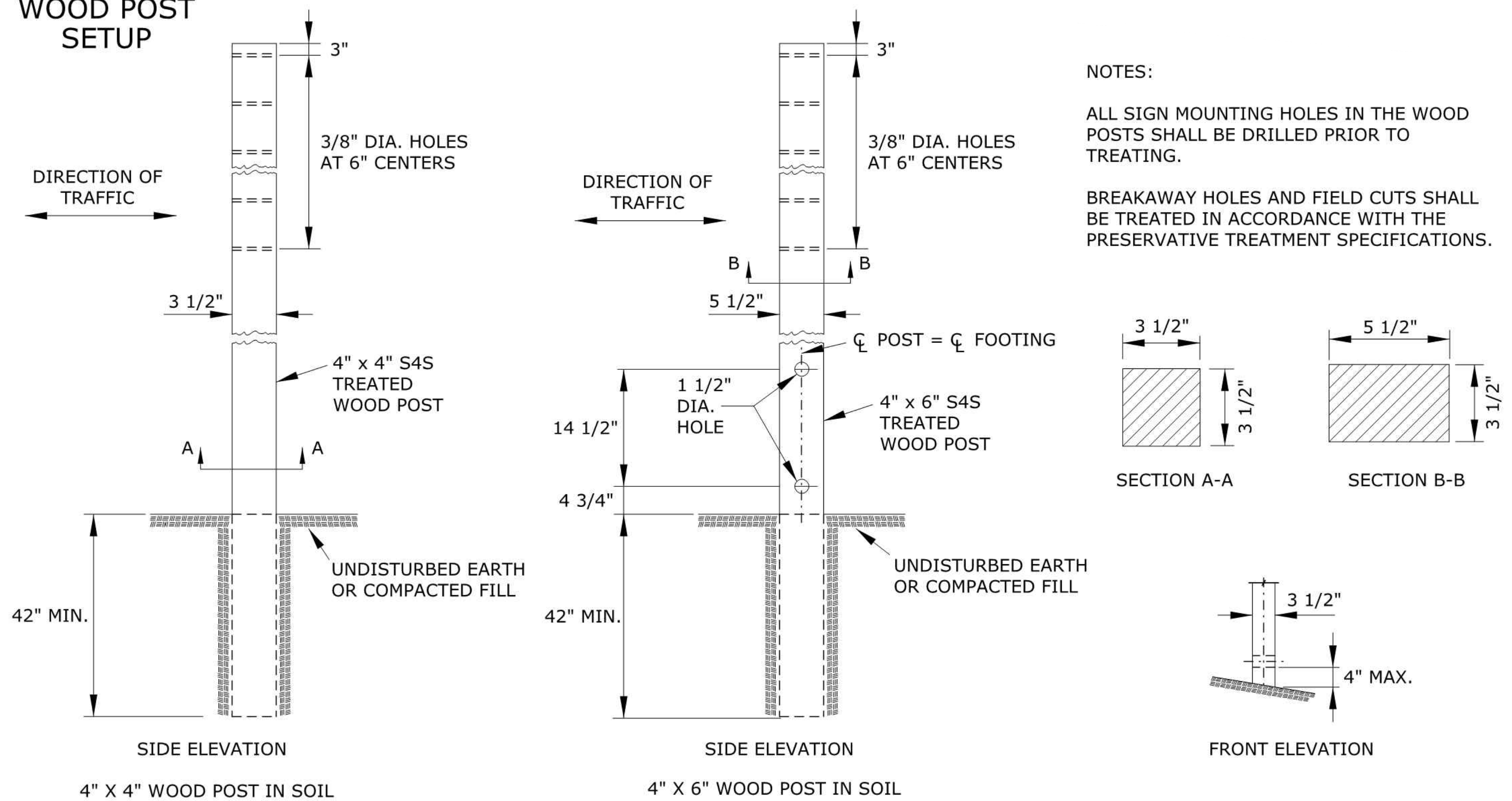
THE SIGN POST SHALL HAVE 7/16" DIA. HOLES OR 7/16" DIA. EMBOSSED RING (DIE-CUT KNOCKOUTS) AT 1" CENTERS ON ALL FOUR SIDES FOR THE TOTAL LENGTH OF THE POST. THE CORNER BOLTS, NUTS, AND WASHERS SHALL BE BID SUBSIDIARY.

ALL HOLES SHALL BE DRILLED OR PUNCHED AND ALL WELDS, CUTS, BURRS, AND SHARP EDGES ARE TO BE SMOOTHED OFF BEFORE APPLICATION OF FINISH.

BASIS OF ACCEPTANCE:

ACCEPTING OF THE STEEL POSTS, ANCHORS, SLEEVES, AND FASTENERS FURNISHED TO COMPLY WITH THE ABOVE REQUIREMENTS WILL BE BASED ON RECEIPT AND APPROVAL OF A TYPE D CERTIFICATION AS DESCRIBED IN SECTION 2600 OF THE STANDARD SPECIFICATIONS FOR STATE ROAD AND BRIDGE CONSTRUCTION (2007) AND VISUAL INSPECTION FOR CONDITION AND DIMENSIONAL REQUIREMENTS.

WOOD POST SETUP

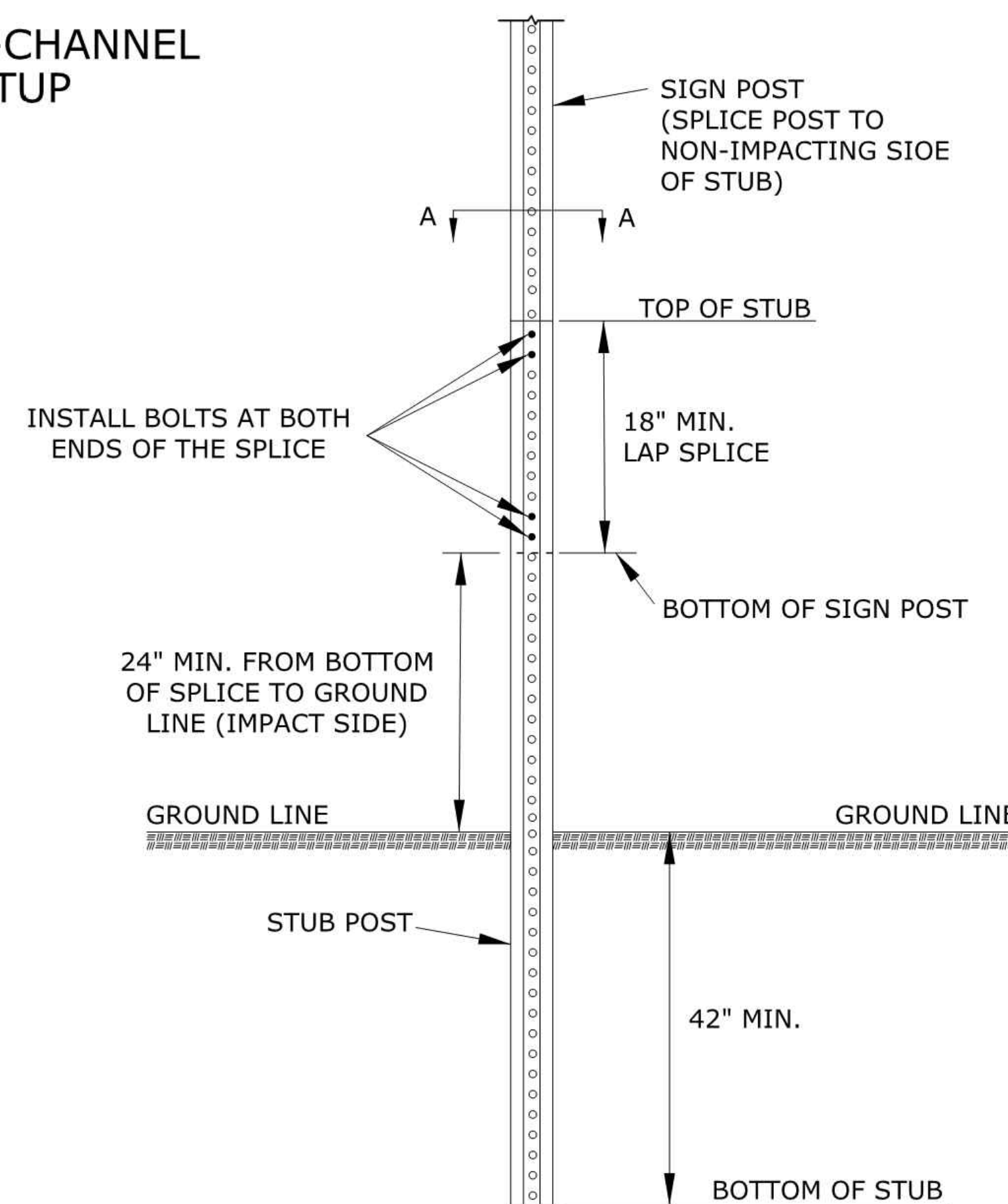


NOTES:

ALL SIGN MOUNTING HOLES IN THE WOOD POSTS SHALL BE DRILLED PRIOR TO TREATING.

BREAKAWAY HOLES AND FIELD CUTS SHALL BE TREATED IN ACCORDANCE WITH THE PRESERVATIVE TREATMENT SPECIFICATIONS.

3 LB/F U-CHANNEL SETUP

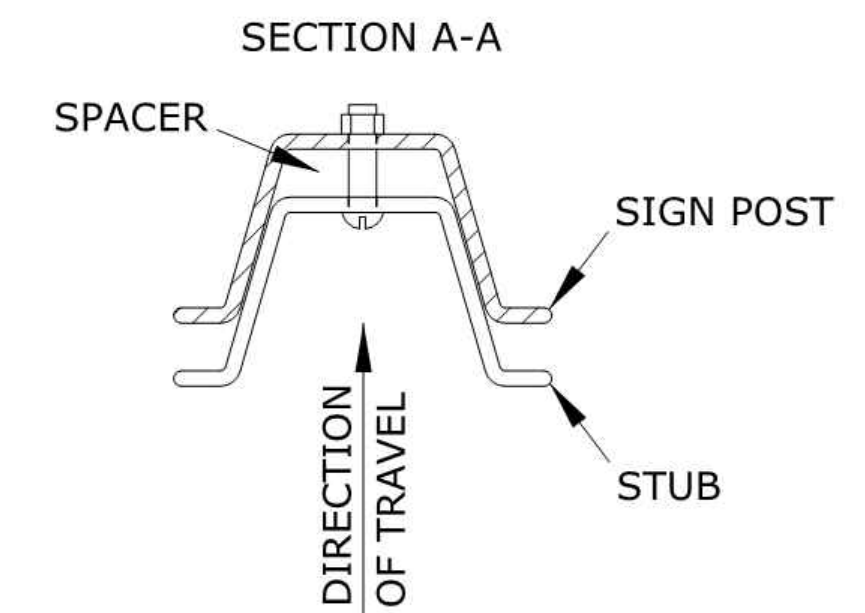


NOTES:

THE LAP SPLICE IS 18" MIN. AND IS FASTENED BY FOUR 5/16" DIA. GALVANIZED A449 BOLTS (SAE J429 GRADE 5) OR GALVANIZED A325 BOLTS.

TWO BOLTS AT BOTH ENDS OF THE SPLICE THROUGH THE HOLES NEAREST THE ENDS OF THE SPLICE.

SPACERS WILL BE USED OVER THE BOLTS BETWEEN THE SPLICED PIECES OF U-CHANNEL. THREADED OR UNTHREADED SPACERS MAY BE USED. DO NOT SUBSTITUTE PIPE OR OTHER "THINGS" FOR THE SPACERS.



NO.	DATE	REVISIONS	BY	APP'D
3	6/1/10	Modified Post Anchor Sleeve Dimension	J.M.	A.A.A.
2	2/24/10	Added Sign Post Identification	J.M.	A.A.A.
1	4/20/09	Revised J-Bolt Detail	J.M.	A.A.A.

KANSAS DEPARTMENT OF TRANSPORTATION

APPROVED TEMPORARY POST SETUPS

TE712 7/3/07

DESIGNED	B.A.H./D.E.T.A.L.E.D.	6/1/2010	APP'D	Anthony A. Al'obidire
DESIGN CK.	DETAIL CK.	QUANTITIES	TRACE CK.	

No.	Date	By	Approved	Revision

CENTRAL AVENUE
ROCK ROAD TO WEBB ROAD
KDOT STANDARD - TE712
CITY OF WICHITA, KANSAS
JAMES L. ARMOUR, P.E. - CITY ENGINEER

POE & ASSOCIATES, INC.
CONSULTING ENGINEERS
5940 E. Central, Suite 200 • Wichita, KS 67208-4242
Phone 316/685-4114 • FAX 316/685-4444

PE

Engineer: P. FERUGSON
Designer: P. FERUGSON/M. TUCKER
Post Job No.: 1972
Date: MARCH 2011

Sheet 56 of 69