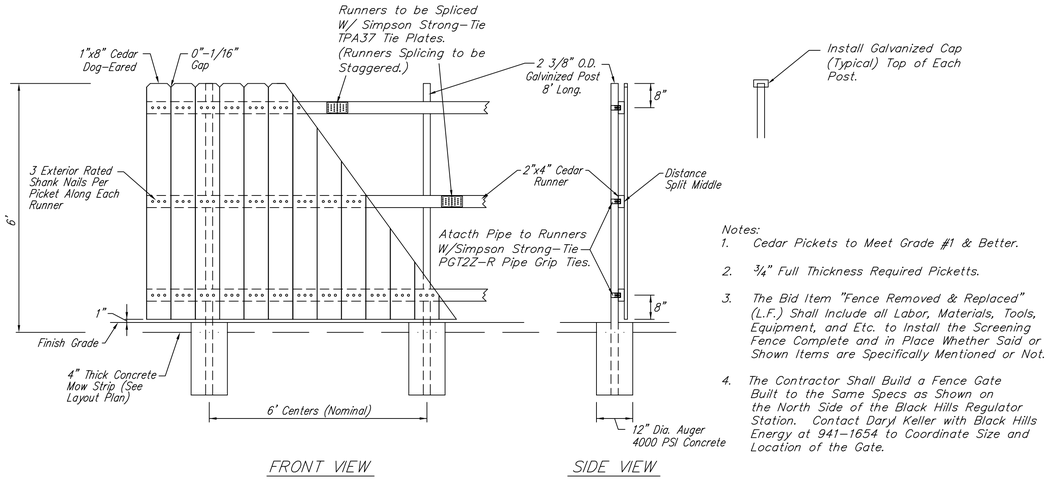

Notes:
1. Cedar Pickets to Meet Grade #1 & Better.
2. 3/4" Full Thickness Required Picketts.
3. The Bid Item "Fence Removed & Replaced" (L.F.) Shall Include all Labor, Materials, Tools, Equipment, and Etc. to Install the Screening Fence Complete and in Place Whether Said or Shown Items are Specifically Mentioned or Not.
4. The Contractor Shall Build a Fence Gate Built to the Same Specs as Shown on the North Side of the Black Hills Regulator Station. Contact Daryl Keller with Black Hills Energy at 941-1654 to Coordinate Size and Location of the Gate.

FENCE DETAIL

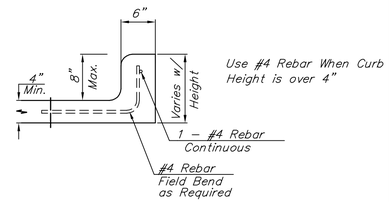

PROTECTION CURB DETAIL

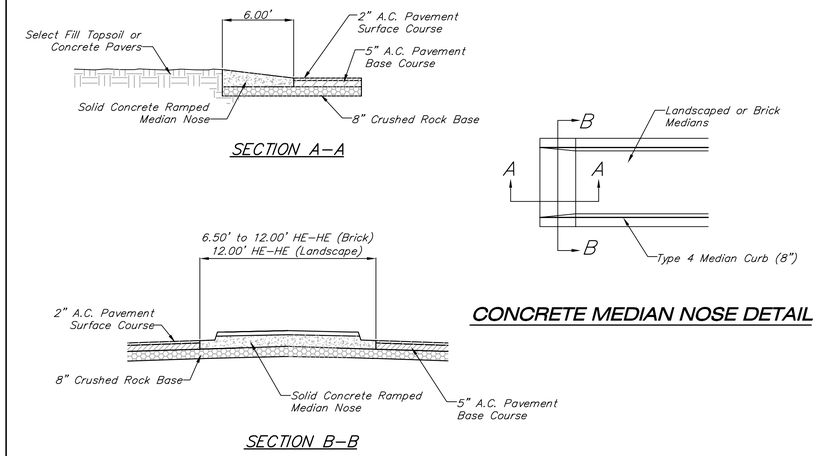

CONCRETE MEDIAN NOSE DETAIL

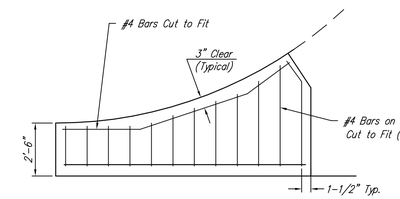

WING REINFORCING DETAIL

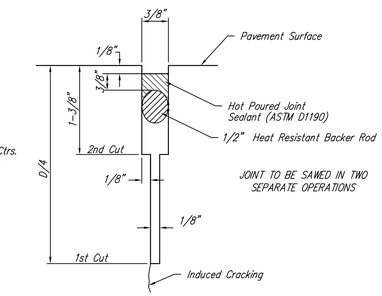

SAW JOINT DETAIL "A"

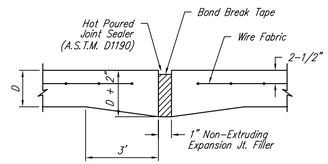

EXPANSION JOINT

NOTE: Extra Thickness to be Subsidiary to Price of Square Yards Pavement

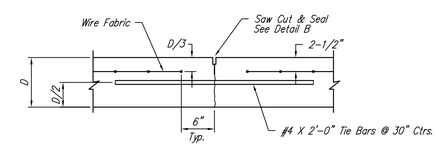

LONGITUDINAL JOINT DETAIL (L.J.)

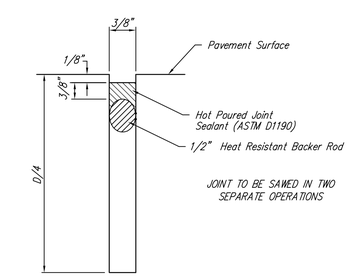

SAW JOINT DETAIL "B"

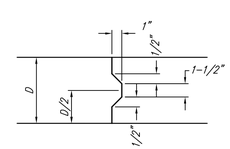

KEYWAY DETAIL

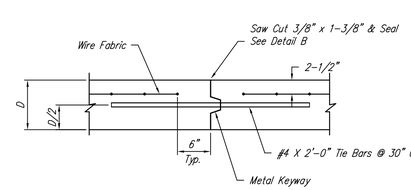

OPTIONAL LONGITUDINAL JOINT DETAIL (L.J.)
(CONSTRUCTION JOINT)

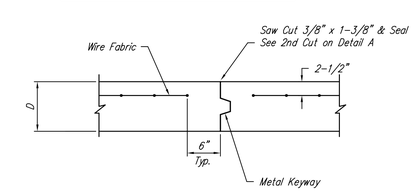

OPTIONAL CONTRACTION JOINT
(CONSTRUCTION JOINT)

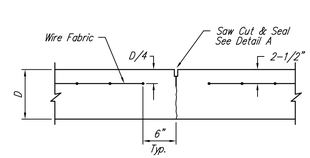

CONTRACTION JOINT DETAIL (C.J.)

NOTE: 6" X 12" W4XW4 Wire Fabric Reinforcing Shall Be Placed So That The Wires With The 6" Spacing Will Run Parallel With The Longitudinal Joints.

(TYPE A)
STANDARD WHEELCHAIR RAMP WITH DETECTABLE WARNING CONSTRUCTION DETAIL FOR STREETS WITH COMBINED CURB & GUTTER

W= 4'0" FOR STANDARD RAMP
W= 5'0" FOR RAMPS AT SCHOOL CROSSWALKS
(OR TO MATCH EXISTING)

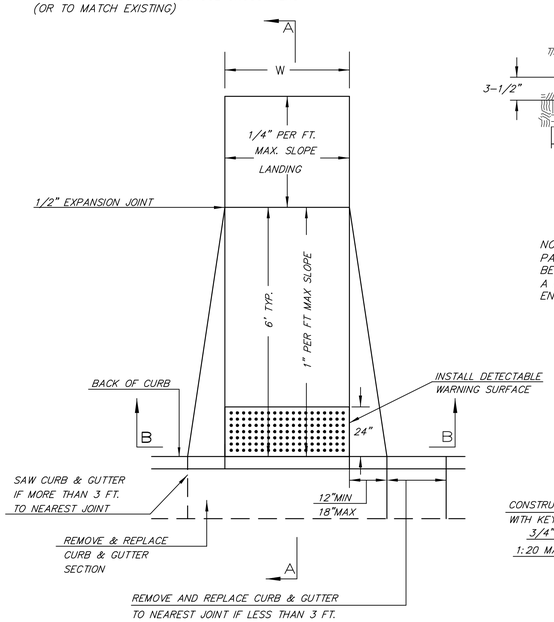

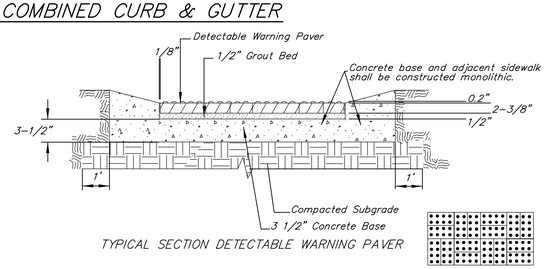

TYPICAL SECTION DETECTABLE WARNING PAVER

NOTE: RAMPS TO COMPLY WITH LATEST ADAAG GUIDELINES. PAVESTONE DETECTABLE WARNING PAVERS (OR AN APPROVED EQUAL) SHALL BE USED IN ALL WHEELCHAIR RAMPS. THE RED PAVER SHALL BE INSTALLED USING A BASKET WEAVE/PARQUET PATTERN. OTHER PATTERNS MAY BE USED WITH APPROVAL OF ENGINEER. SAND FILL JOINTS. ALIGN DOMES IN THE DIRECTION OF PEDESTRIAN TRAVEL.

SECTION B-B

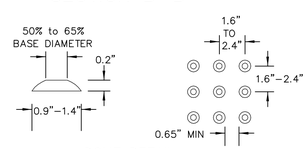

DOME DETAIL

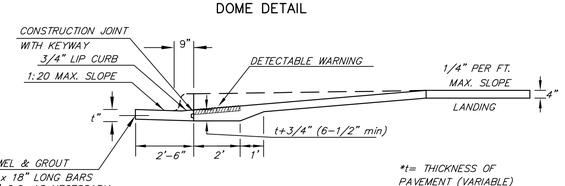

SECTION A-A

*t= THICKNESS OF PAVEMENT (VARIABLE)

AUGUST 4, 2003

Drawing File: E:\Proj\Tyler - 21st to 29th\Details\Pavdet.dwg

Design: City of Wichita	Project No. 10-12-E575 CAPITOL IMPROVEMENT PROJECT	Baughman Company , P.A. 315 Ellis St. Wichita, KS 67211 P 316-262-7271 F 316-262-0149 ENGINEERING | SURVEYING | PLANNING | LANDSCAPE ARCHITECTURE	July 2011
Drawn: Staff	PAVEMENT DETAILS		SHEET 9
Approved: TPV	TYLER ROAD - 21ST STREET NORTH to 29TH STREET NORTH		OF 100
Scale: NOTED			