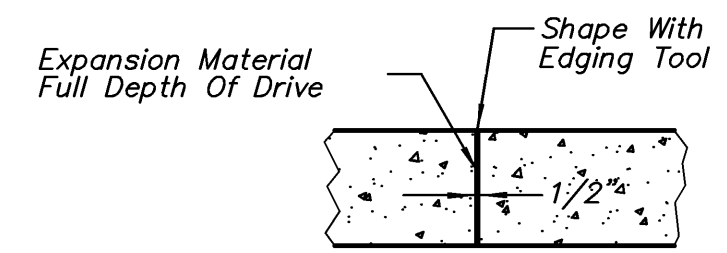
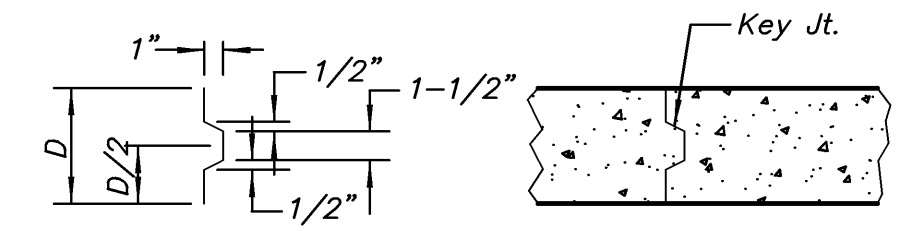
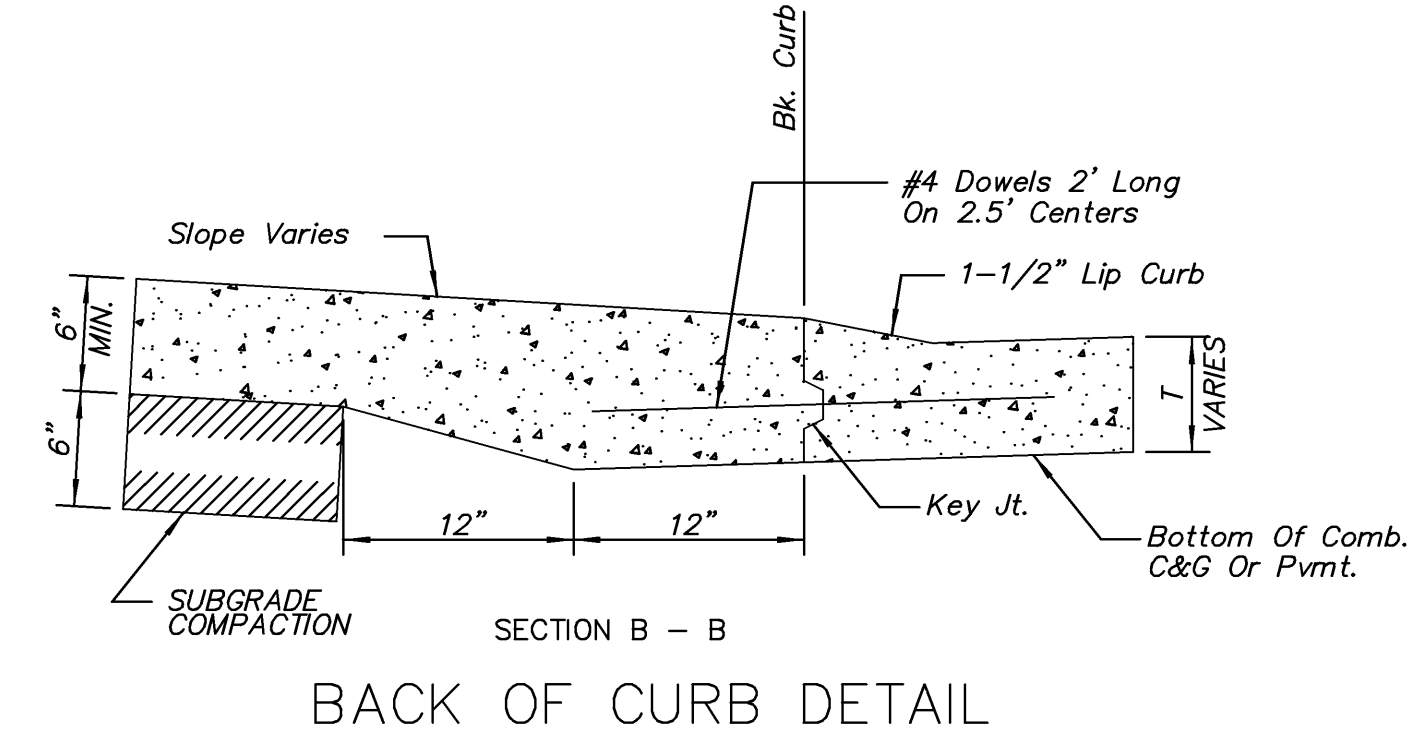


T* = Thickness of curb to adjust with pavement thickness

GENERAL NOTES

- Expansion (isolation) joints shall be constructed a maximum of 300' apart and at all PIs, PCs, cul-de-sac quadrants, and ends of returns.
- Contraction joints shall be constructed a minimum of 12' apart.
- Joint sealer shall be required at all joints on arterial and industrial streets and at intersections on residential streets.



ALT. LONGITUDINAL CONSTRUCTION JOINT

EXPANSION JOINT (E.J.)

<p>CITY OF WICHITA PUBLIC WORKS & UTILITIES ENGINEERING DIVISION</p>	CURB & GUTTER DETAILS		
	CITY ENGINEER JAMES L. ARMOUR, P.E., L.S.		
	PROJECT NUMBER 87N-0494-01	OCA NUMBER 707015	DATE 8/2011
	CITY ENGINEER'S OFFICE CITY HALL - SEVENTH FLOOR 455 NORTH MAIN STREET WICHITA, KANSAS 67202-1620 (316) 268-4501		DESIGN DRAWN SHEET 16 of 69