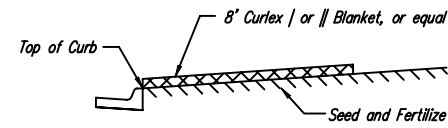
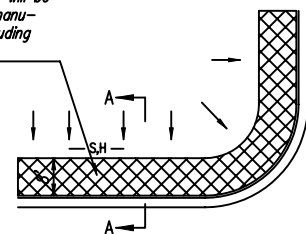


SECTION B-B



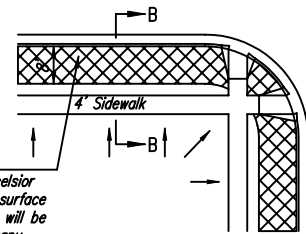
SECTION A-A

Install 8' wide Curlex | or || Excelsior Blanket, or equal, on prepared surface back of curb. Edge of blanket will be at back of curb. Install per manufacturer's recommendation, including staples. (See detail)



SOUTH STREET

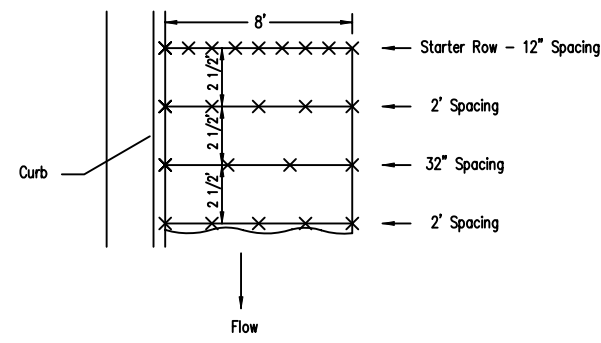
Install 8' wide Curlex | or || Excelsior Blanket, or equal, on prepared surface back of curb. Edge of blanket will be at back of curb. Install per manufacturer's recommendation, including staples. (See detail)



4' Sidewalk

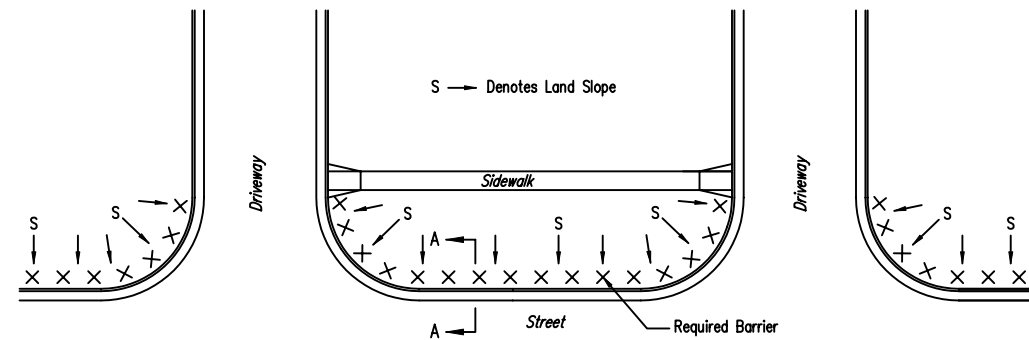
- NOTES:
- EXCELSIOR MAT TO BE INSTALLED WHEN SOD IS NOT SPECIFIED ON PROJECT.
  - EXCELSIOR BLANKET TO BE INSTALLED OVER SEED AND FERTILIZER, AS SPECIFIED IN THE PROJECT SPECIFICATIONS.
  - AFTER INSTALLATION OF EXCELSIOR BLANKET, AT LOCATIONS WHERE CONCENTRATED FLOW CARRIES SEDIMENT OVER THE CURB AND INTO THE GUTTER, SUPPLEMENTAL EROSION CONTROL DEVICES WILL BE INSTALLED BY THE CONTRACTOR AS NEEDED, TO FIX THE PROBLEM.

BACK OF CURB PROTECTION DETAIL

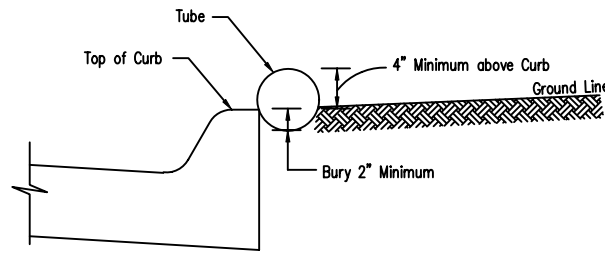


STAPLE PATTERN  
NOTES: Use 6" seam overlap

DETAILS FOR CURLEX | OR || BLANKETS



PLAN VIEW



SECTION A-A

- NOTES:
- Barriers must be placed back of curb along street and up the driveway sufficiently to catch all sediment from the yard.
  - Overlap seams 6 inches
  - Anchor to ground every 3.0 feet.
  - All tubes shall be constructed of heavy duty netting, rolled erosion control fabric or similar devices filled with a porous material that will allow water to pass while filtering sediment. Tubes shall be 6" to 9" in diameter.
  - Remove accumulated sediment when within 2 inches of top of device.
  - Replace all broken tubes to maintain effectiveness of device.
  - If tubes are removed during the day for access to the site, they will be replaced prior to a rainfall event and at night before work ceases. Replace properly per original design.

TUBE BARRIERS

NOTES:  
Properly constructed and maintained Silt Fence Barriers or Straw Bale Barriers may be used for back of curb erosion control. See the Soil Erosion BMPs-Barrier Details for additional information.



SOIL EROSION BMPs	
BACK OF CURB SEDIMENT BARRIER DETAILS	
CHRISTOPHER M. CARRIER, P.E. STORM WATER ENGINEER	
PROJECT NUMBER 472-82312	OCA NO. 765923
DATE SEPT. 2003	SHEET 10 OF 16

**FINAL**  
Designed By: T. Austin  
Drawn By: S. Schmidt  
Poe Job No.: AM 04106-02  
Date: January 2005

No.	Date	By	Approved	Revision
1				
2				
3				

FOUR H ADDITION  
STREET IMPROVEMENTS  
EROSION CONTROL DETAILS  
CITY OF WICHITA, KANSAS  
JAMES ARMOUR, P.E. - CITY ENGINEER  
C.O.W. Project # 472-82312 O.C.A. # 765923

POE & ASSOCIATES, INC.  
CONSULTING ENGINEERS  
5940 E. Central, Suite 2000 Wichita, KS 67208-4242  
Phone 316685-4114 # FAX 316685-4444

