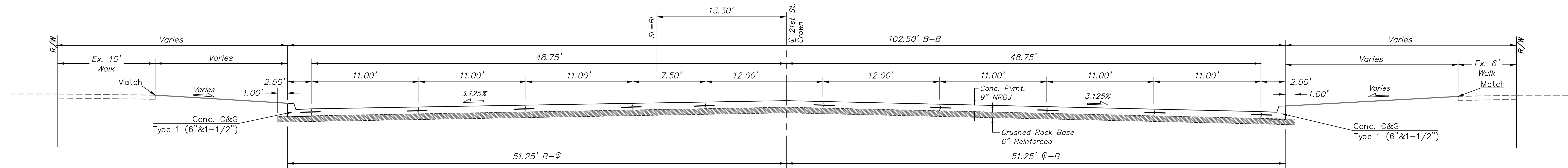
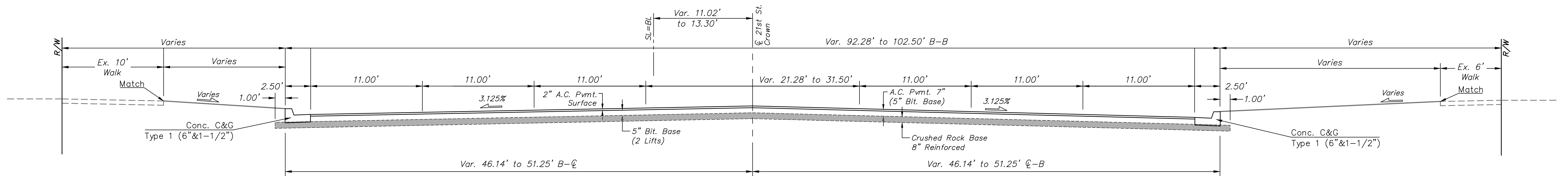


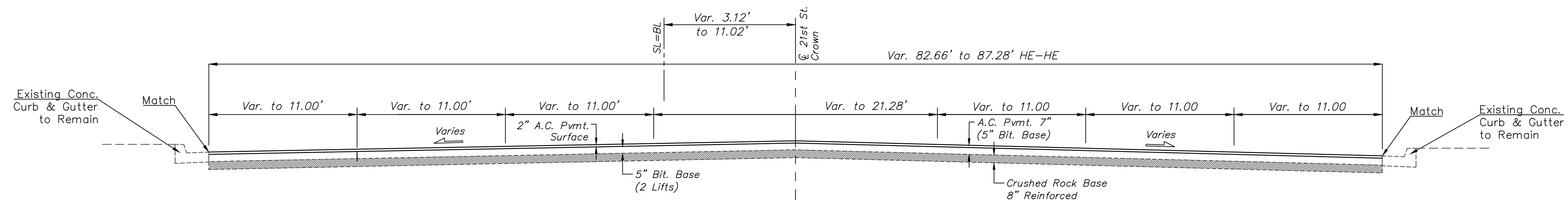
21st Street  
Station 18+00.00 to Station 18+98.19



21st Street  
Station 16+50.00 to Station 18+00.00



21st Street  
Station 14+50.00 to Station 16+50.00



21st Street  
Station 8+00.00 to Station 14+50.00

Drawing File: E:\Projects\21st & Maize\10-04-E492\Typical Paving Sections

Design: KEK  
Drawn: JDM  
Approved: T. Azicre  
Scale: NONE

Project No. 10-04-E492 CAPITAL IMPROVEMENT PROJECT

PAVING TYPICAL SECTIONS

21st Street Maize Road

**Baughman Company, P.A.**  
315 Ellis St. Wichita, KS 67211 P 316-263-7271 F 316-264-0149  
ENGINEERING | SURVEYING | PLANNING | LANDSCAPE ARCHITECTURE

January, 2012

SHEET 4 OF 65