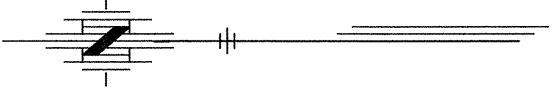


W 21ST STREET N

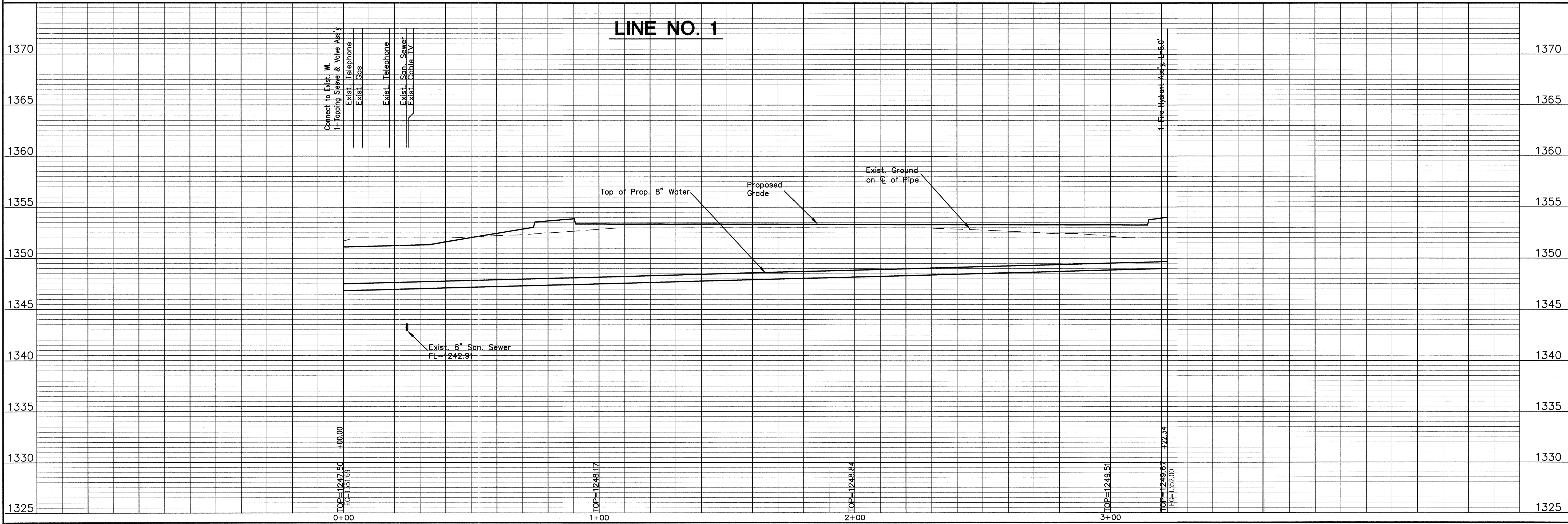
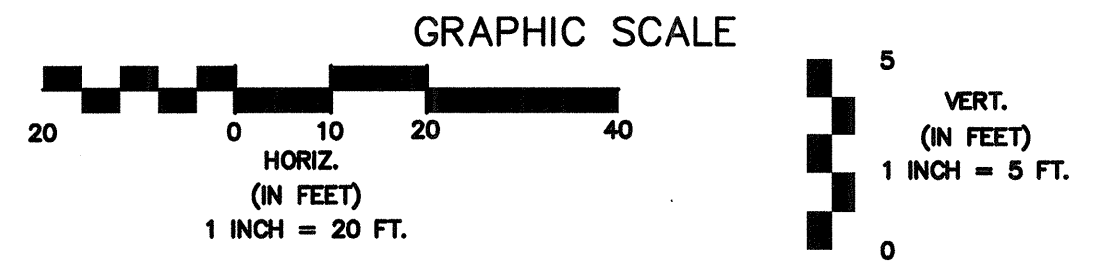
Sta. 0+00.00 Wat Line 1
 1-Tapping Sleeve and Valve
 to be Furnished & Installed
 by C.O.W. Water Department
 Top Valve Box Elev.=1351.12
 N 1698449.66, E 1611881.21

Sta. 3+22.34 Wat Line 1
 1-Fire Hydrant Ass'y, L=5.0'
 FH Bury Line Elev.=1353.83
 Top Valve Box Elev.=1353.91
 N 1698127.65, E 1611895.88



NOTES:
 1. Contractor to Field Verify
 location and Depth of All Utilities
 Prior to Construction and Report
 Findings to Project Engineer.

Remove Trees Only as
 Needed for Construction.
 Cost Shall be Subsidiary
 to Site Clearing.



LINE NO. 1

Connect to Exist. Wl.
 1-Tapping Sleeve & Valve Ass'y
 Exist. Telephone
 Exist. Gas
 Exist. Telephone
 Exist. San. Sewer
 Exist. Cable TV

Top of Prop. 8" Water
 Proposed Grade
 Exist. Ground
 on Q of Pipe

Exist. 8" San. Sewer
 FL=1242.91

1-Fire Hydrant Ass'y, L=5.0'

PEARSON FARMS 3RD ADDITION
 WATER DISTRIBUTION PLANS
 LINE 1 PLAN AND PROFILE
 CITY OF WICHITA, KANSAS
 JAMES L. ARMOUR, P.E. - CITY ENGINEER
 C.O.W. PROJ. NO. 448-90548 OCA 607861

POE & ASSOCIATES, INC.
 CONSULTING ENGINEERS
 5940 E. Central, Suite 200 Wichita, KS
 67208-4242
 Phone 316/685-4114 FAX 316/685-4444

FINAL

Engineer: S. SERVIS
 Designer: S. SERVIS
 Drawing: P:\101994\101994-gradring.dwg
 Date: 4/9/2012

3 of 12