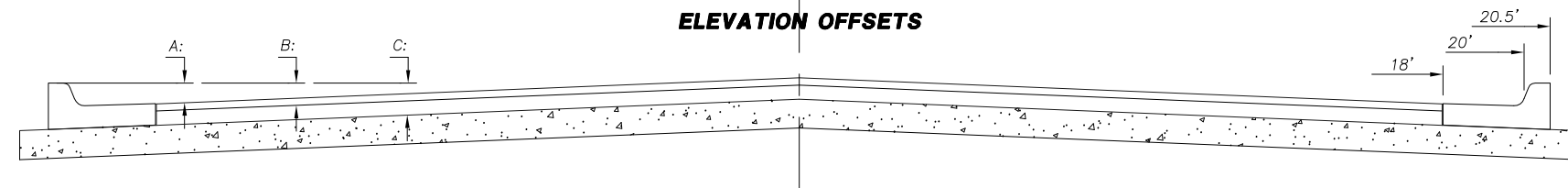
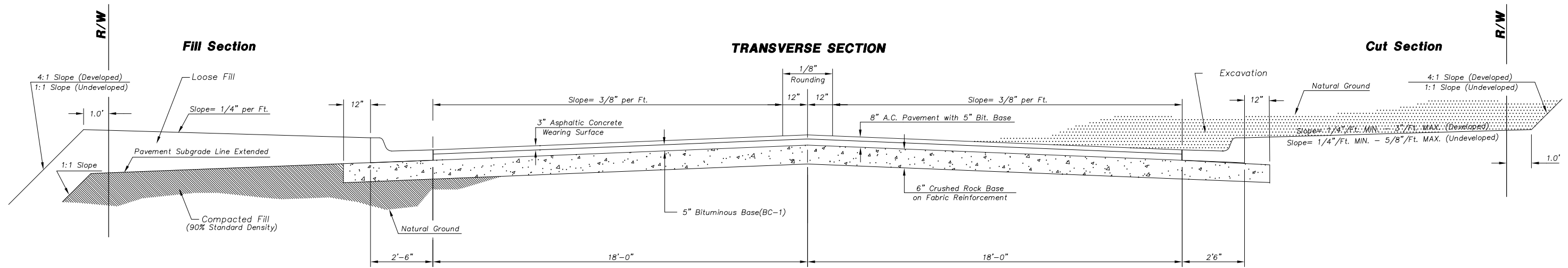
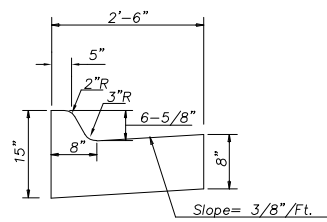


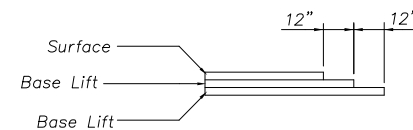
TYPICAL 41' B-B PAVEMENT DETAILS



	DISTANCE FROM CENTERLINE (LT. & RT.)												
	0'	2'	4'	6'	8'	10'	12'	14'	16'	18'	20'	20.5'	21.50'
A: Top of Curbs to Top of Surface Lift	-.05	-.01	.05	.11	.18	.24	.30	.36	.43	.49	---	---	---
B: Top of Curbs to Top of Upper Base Lift	.11	.16	.22	.28	.34	.40	.47	.53	.59	.65	---	---	---
C: Top of Curbs to Top of C.R. Subgrade	.43	.48	.55	.61	.67	.73	.80	.86	.92	.98	1.05	1.06	1.07

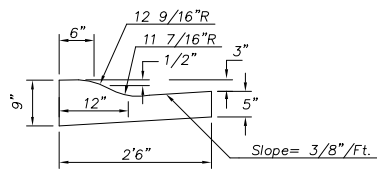


COMBINED CURB & GUTTER



TRANSVERSE CONSTRUCTION JOINTS

Transverse construction joints shall be constructed in flexible base pavements at locations where pavement joints existing flexible base pavement as shown by the detail. All costs associated with the construction of the transverse joint shall be included in the bid price for Square Yards 8" ASPHALTIC CONCRETE(5" BITUMINOUS BASE).



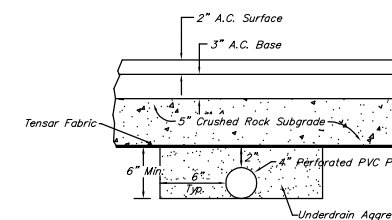
COMBINED ROLL TYPE CURB & GUTTER

CRUSHED ROCK GRADATION REQUIREMENTS

Percent of Aggregate Retained

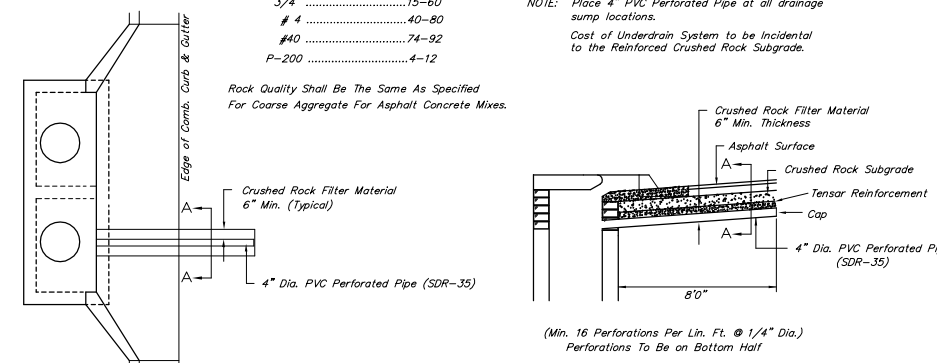
1 1/2"	0
3/4"	15-60
#4	40-80
#40	74-92
P-200	4-12

Rock Quality Shall Be The Same As Specified For Coarse Aggregate For Asphalt Concrete Mixes.



SECTION A-A

NOTE: Place 4" PVC Perforated Pipe at all drainage sump locations. Cost of Underdrain System to be incidental to the Reinforced Crushed Rock Subgrade.



PAVEMENT UNDERDRAIN DETAIL

General Notes

FABRIC BASE REINFORCEMENT SHALL BE B X 1100 GEOGRID AS MANUFACTURED BY TENSAR CORPORATION OR APPROVED EQUAL. FABRIC BASE REINFORCEMENT SHALL BE INSTALLED IN ACCORDANCE WITH MANUFACTURER'S RECOMMENDATIONS. CRUSHED ROCK SHALL BE UNIFORMLY GRADED FROM 1-1/2" MAXIMUM SIZE TO NOT MORE THAN 10% PASSING A NO. 200 SIEVE. ROCK QUALITY SHALL BE THE SAME AS SPECIFIED FOR COARSE AGGREGATE FOR CONCRETE MIXES.

ROCK BASE IS TO BE COMPACTED AND SMOOTHED WITH A STEEL FACED ROLLER PRIOR TO PLACEMENT OF ASPHALT. TACK COAT WILL NOT BE APPLIED TO ROCK BASE.

A TACK COAT OF EMULSIFIED ASPHALT (SC-1H OR CSS-1H) SHALL BE APPLIED AT AN APPROXIMATE RATE OF 0.05 GALLONS PER SQUARE YARD BETWEEN EACH LIFT OF ASPHALTIC MATERIAL.

BITUMINOUS BASE AND ASPHALTIC CONCRETE WEARING SURFACE SHALL BE PLACED WITH A LAYDOWN MACHINE HAVING AUTOMATIC CONTROLS FOR LINE AND GRADE.

CONSTRUCTION JOINTS IN EACH LIFT SHALL BE STAGGERED A MINIMUM DISTANCE OF ONE (1) FOOT FROM JOINTS IN PRECEDING LIFTS AND PLACED SO THAT A JOINT WILL BE CONSTRUCTED ON THE CENTERLINE OF THE TOP LIFT.

THE ASPHALTIC CONCRETE PAVEMENT BETWEEN THE COMBINED CURB AND GUTTER SHALL BE PAID AS SQUARE YARDS OF 8" ASPHALTIC CONCRETE (5" BITUMINOUS BASE)

EISENHOWER COURT		
41' BK-BK TYPICAL SECTION		
WICHITA, SEDGWICK COUNTY, KANSAS		
PROJ. NO.: 472 84112 (765908)		
CERTIFIED ENGINEERING DESIGN, P.A.		
810 WEST DOUGLAS, SUITE C		
WICHITA, KANSAS 67203		
PH.(316)262-8808 FAX.(316)262-1669		
DESIGNED: HDF	SCALE: NTS	SHEET 3
DRAWN: C.O.W.	DATE: 03/05	
CHECKED: HDF	CEI FILE: 20041218	TOTAL 14