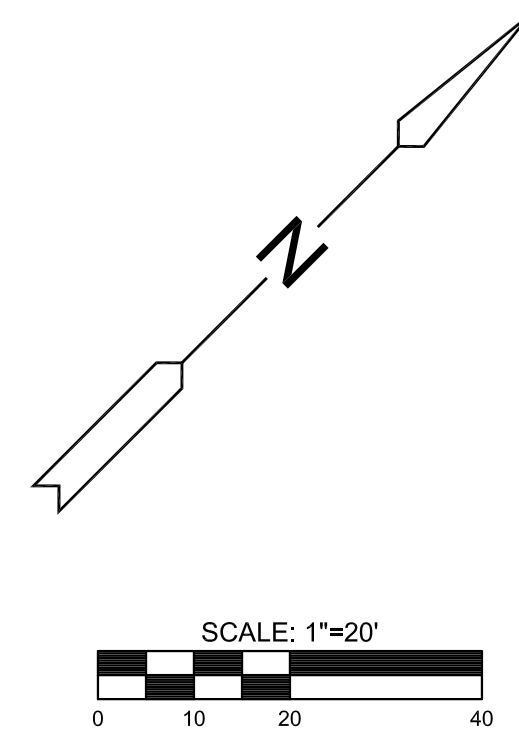
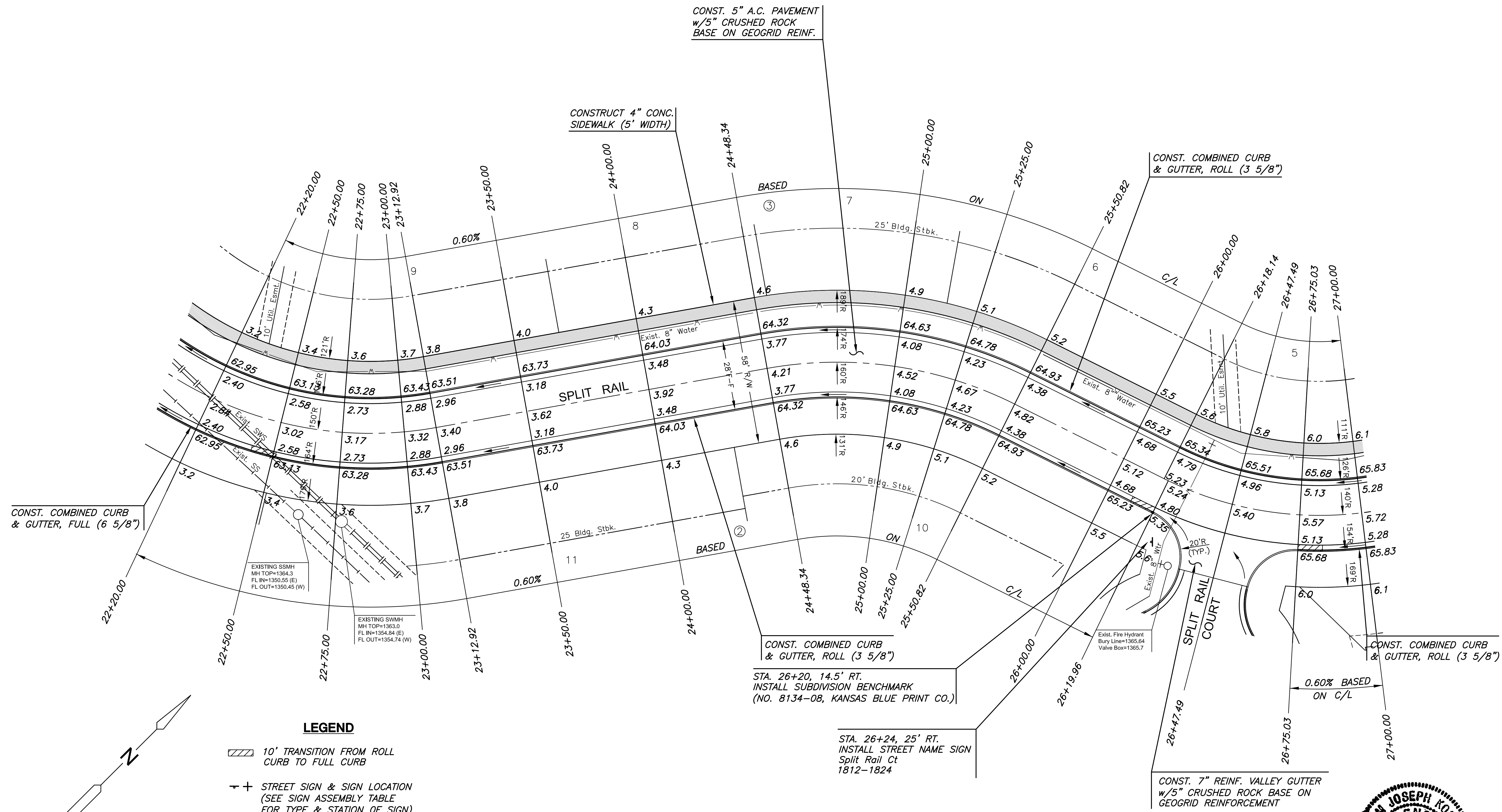
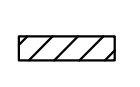
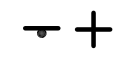


PAVING & INCIDENTAL DRAINAGE FOR
KRUG SOUTH ADDITION
PHASE 6



LEGEND


 10' TRANSITION FROM ROLL CURB TO FULL CURB

 STREET SIGN & SIGN LOCATION (SEE SIGN ASSEMBLY TABLE FOR TYPE & STATION OF SIGN)

NOTE:
TOP OF CURB ELEVATIONS SHOWN ARE FOR FULL CURB. CONSTRUCT CURB AND GUTTER AS NOTED.

STA. 26+20, 14.5' RT.
INSTALL SUBDIVISION BENCHMARK
(NO. 8134-08, KANSAS BLUE PRINT CO.)

STA. 26+24, 25' RT.
INSTALL STREET NAME SIGN
Split Rail Ct
1812-1824



©2013 MKEC Engineering All Rights Reserved
www.mkec.com
These drawings and their contents, including, but not limited to, all concepts, designs, & ideas are the exclusive property of MKEC Engineering (MKEC), and may not be used or reproduced in any way without the express consent of MKEC.

SPLIT RAIL	
PROJECT NO.	472-85059
DATE	AUGUST 2013
SCALE	AS SHOWN
DESIGNED	DRAWN
AJK	KKL
CHECKED	GJA
#	###/###
NO.	REVISION
	DATE
SHEET NO.	
11 OF 30	