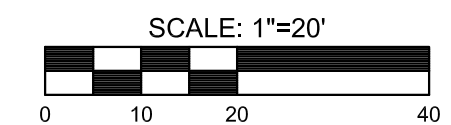
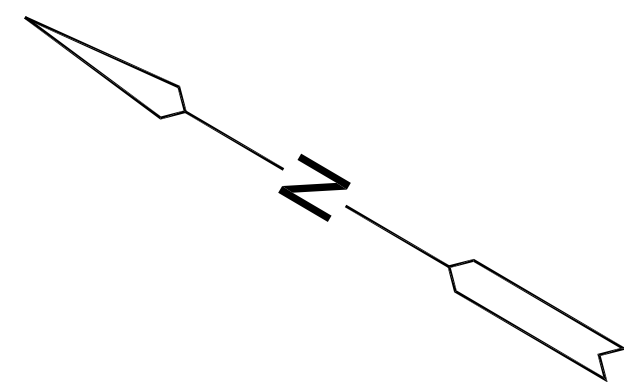
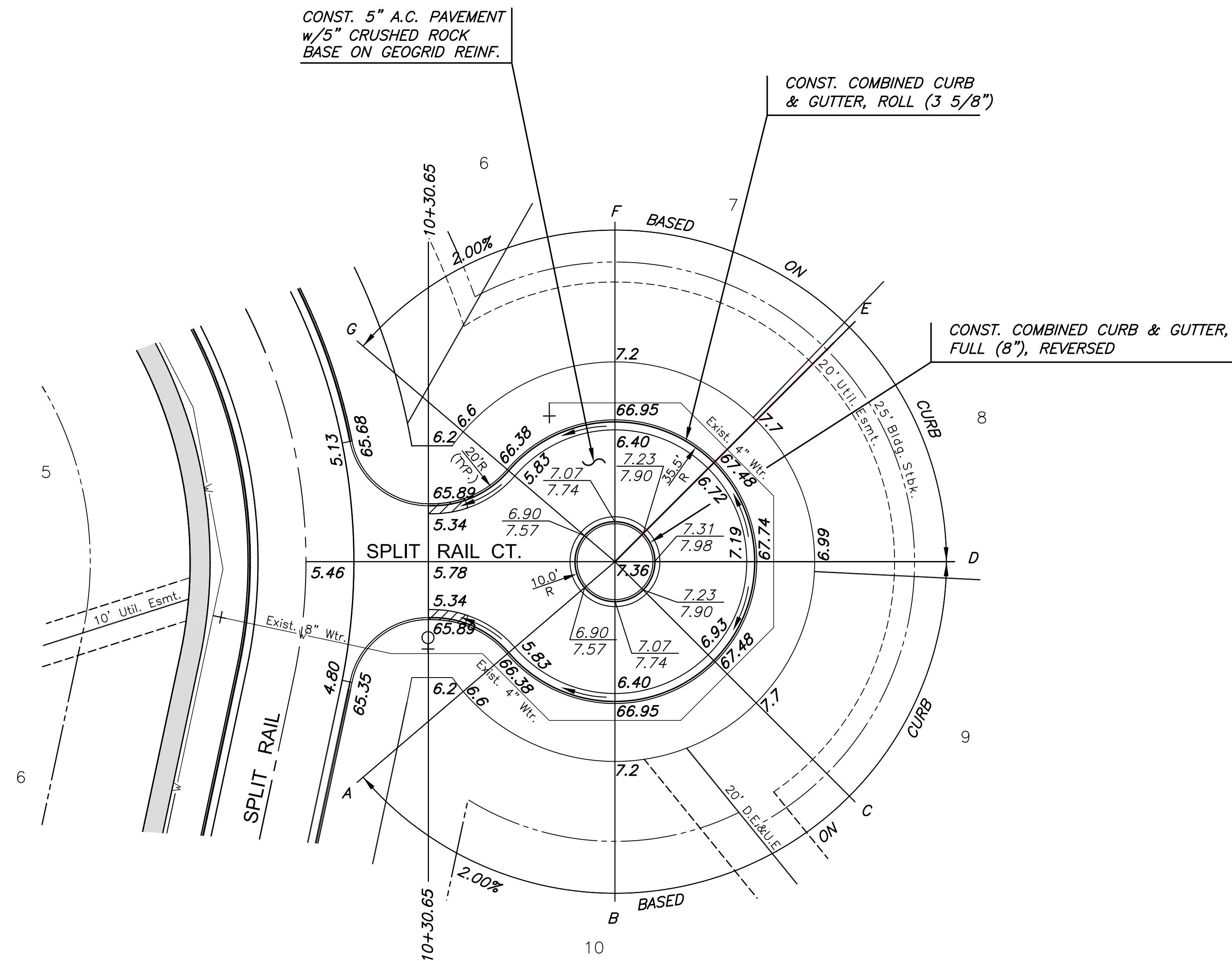
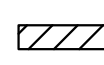



PAVING & INCIDENTAL DRAINAGE FOR  
**KRUG SOUTH ADDITION**  
PHASE 6



- LEGEND**
-  10' TRANSITION FROM ROLL CURB TO FULL CURB
  -  STREET SIGN & SIGN LOCATION (SEE SIGN ASSEMBLY TABLE FOR TYPE & STATION OF SIGN)

**NOTE:**  
TOP OF CURB ELEVATIONS SHOWN ARE FOR FULL CURB. CONSTRUCT CURB AND GUTTER AS NOTED.

©2013 MKEC Engineering All Rights Reserved www.mkec.com  
These drawings and their contents, including, but not limited to, all concepts, designs, & ideas are the exclusive property of MKEC Engineering (MKEC), and may not be used or reproduced in any way without the express consent of MKEC.

<b>SPLIT RAIL COURT</b>	
PROJECT NO.	472-85059
DATE	AUGUST 2013
SCALE	AS SHOWN
DESIGNED	DRAWN
AJK	KKL
CHECKED	GJA
#	###/###
NO.	REVISION
	DATE
SHEET NO.	
13 OF 30	

