

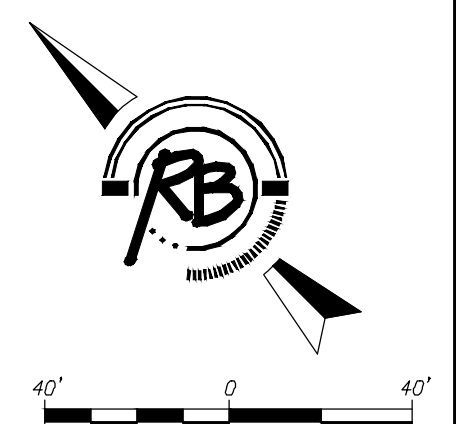



1335	STA. 0+00.00, Water Line 2 CONNECT TO EXISTING LINE	1335
1330	STA. 1+22.48, Water Line 2 1-8" MJ TEE 2-8" GATE VALVE ASSEMBLY 1-8" MJ 22.5° BEND	1330
1325	STA. 1+70.82, Water Line 2 1-8" MJ 22.5° BEND	1325
1320	STA. 2+07.27, Water Line 2 1-8" MJ 22.5° BEND	1320
1315	STA. 2+30.56, Water Line 2 1-8" MJ 22.5° BEND	1315
1310	STA. 2+60.00, Water Line 2 1-8" MJ 22.5° BEND	1310
1280	STA. 3+50.00, Water Line 2 1-8" MJ 45° BEND (VERT)	1280
1280	STA. 3+55.00, Water Line 2 1-8" MJ 45° BEND (VERT)	1280
	STA. 3+80.00, Water Line 2 1-8" MJ 45° BEND (VERT)	
	STA. 4+33.57, Water Line 2 1-8" MJ 22.5° BEND	
	STA. 4+75.70, Water Line 2 1-8" MJ 22.5° BEND	
	STA. 6+65.00, Water Line 2 PC	
	STA. 8+06.13, Water Line 2 PC	
	STA. 8+65.00, Water Line 2 1- Fire Hydrant Assembly	



PROJECT NUMBER: 448-90576
 DRAWING FILE: Engg Base \Water Line 2\
 DESIGN E/JC
 REVIEWED E/JC
 DATE: June 20, 2013
 SHEET: 4 OF 13
**Bellechase 3rd Addition
 Water Line 2
 WICHITA, KANSAS**