



























STATE	PROJECT NO.	YEAR	SHEET NO.	TOTAL SHEETS
KANSAS	472-85066	2014	164	388

SYMBOL KEY

	REMOVE SIGN
	REMOVE POST
	REMOVE FOOTING
	REMOVE SIGN & POST
	REMOVE POST & FOOTING
	REMOVE SIGN, POST, & FOOTING
	MOUNT ON WOOD POST IN CONCRETE FOOTING
	MOUNT ON WOOD POST IN SOIL
	MOUNT ON STEEL BEAM BREAKAWAY POST
	MOUNT ON STEEL U-POST
	MOUNT ON PSST POST
	MOUNT ON PSST POST WITH COUPLER
	MOUNT ON PSST POST WITH COUPLER AND FOOTING
	MOUNT ON EXISTING POST
	MOUNT ON VERTICAL SUPPORT
	SHOULDER MOUNTED INSTALLATION
	OFFSET MOUNTED INSTALLATION
	EXISTING SIGN
	EXISTING SIGN TO BE OVERLAID
	SIGN IS NOT PART OF PROJECT
	TYPE 'A' DELINEATOR (RIGID)
	TYPE 'B' DELINEATOR (RIGID)
	TYPE 'A' DELINEATOR (FLEXIBLE)
	TYPE 'B' DELINEATOR (FLEXIBLE)
	TYPE 2 OBJECT MARKER
	TYPE 3 OBJECT MARKER

GENERAL NOTES

IN ORDER TO EXPEDITE THE COMPLETION OF THE PROJECT FOR TRAFFIC SERVICE, THE SIGNING AND DELINEATOR WORK SHALL BE SEQUENCED WITH ANY OTHER CONTRACT WORK SUCH THAT THE PHASES OF CONSTRUCTION MAY PROCEED AND BE COMPLETED AT THE SAME TIME.

NEW SIGNS ERECTED ON THE PROJECT WHICH ARE IN CONFLICT WITH EXISTING SIGNING ARE TO BE COMPLETELY COVERED UNTIL THE EXISTING SIGNS ARE REMOVED OR THE NEW SIGNING IS APPLICABLE. THE EXISTING SIGNS THAT ARE BEING REPLACED, REMOVED, OR DO NOT FOLLOW THE CURRENT MUTCD SIGNING STANDARDS ARE TO BE REMOVED WHEN THE PROJECT IS COMPLETED OR AS DETERMINED BY THE ENGINEER.

THE CONTRACTOR SHALL EXERCISE CAUTION AT ALL TIMES WHEN INSTALLING SIGN SUPPORTS IN AND AROUND AREAS WHERE UTILITIES EXIST, EITHER UNDERGROUND OR OVERHEAD, AND WILL BE HELD RESPONSIBLE FOR ANY DAMAGE INCURRED TO THE SYSTEM. THE INSTALLATION OF SIGN SUPPORTS SHALL INCLUDE THE EXCAVATION, DRILLING, OR DRIVING THE SUPPORT FOOTING AND THE ERECTION OF THE SIGN SUPPORT. THE CONTRACTOR SHALL EXERCISE CAUTION WHEN WORKING AROUND ANY EXISTING SIGNS THAT ARE TO REMAIN AND WILL BE HELD RESPONSIBLE FOR ANY DAMAGE TO THE SIGNS, SUPPORTS, OR FOOTINGS. THE CONTRACTOR SHALL EXERCISE CARE WHEN WORKING AROUND SHRUBBERY WHILE REMOVING OR INSTALLING SIGNS OR SIGN SUPPORTS.

AN EXISTING SIGN POST INSTALLATION SHALL BE PLUMB AND THE COMPACTION OF THE BACKFILL SOIL SHALL COMPLY WITH THE SPECIFICATIONS AFTER THE REMOVAL AND RESETTING OF A SIGN, THE REMOVAL AND REPLACEMENT OF A SIGN, OR THE INSTALLATION OF A NEW SIGN.

THE CONTRACTOR SHALL PROVIDE MOUNTING BOLTS THAT ARE OF A LENGTH THAT DOES NOT EXTEND MORE THAN A NOMINAL 1 INCH BEYOND THE SIGN POST. THE CONTRACTOR SHALL NOT MAKE ANY FIELD MODIFICATIONS TO THE MOUNTING BOLT PRIOR TO OR AFTER THE SIGN IS INSTALLED.

SPECIFIC SERVICE, LOGO, SIGNS THAT ARE TO BE REMOVED SHALL HAVE THE BUSINESS LOGO PLAQUES REMOVED AND TRANSPORTED TO LOCATION DETERMINED BY KDOT, AT WHICH TIME THE PLAQUES BECOME THE PROPERTY OF KDOT. THE CONTRACTOR WILL BE ASSESSED A REPLACEMENT COST FOR ANY DAMAGE TO A BUSINESS LOGO PLAQUE PRIOR TO THE PLAQUE BECOMING THE PROPERTY OF KDOT.

THE MATERIALS AND FABRICATION FOR SIGNING AND DELINEATION WORK SHALL CONFORM TO THE STANDARD SPECIFICATIONS FOR STATE ROAD AND BRIDGE CONSTRUCTION (2007 EDITION) AND SPECIAL PROVISIONS.

INDEX OF SHEETS

SIGNING INDEX, SYMBOLS, & GENERAL NOTES
 POST SPACING & SIGN ANGLE DETAILS
 HEIGHT & LATERAL DISTANCE FOR ERECTION
 POSITIONING OF DELINEATORS AND OBJECT MARKERS (TYPE 2 & 3)
 DESIGN & MOUNTING DETAILS FOR DELINEATORS
 DESIGN & MOUNTING DETAILS FOR OBJECT MARKERS (TYPE 2 & 3)
 PLAN SHEETS (INSTALLATIONS)
 PLAN SHEETS (REMOVALS)
 QUANTITIES SHEETS (INSTALLATIONS)
 QUANTITIES SHEET (DELINEATORS & OBJECT MARKERS)
 SUMMARY SHEET (INSTALLATIONS & REMOVALS)
 SUMMARY SHEET (REMOVAL & RESET)
 RECAPITULATION SHEET
 STANDARD STRUCTURAL SIGN SUPPORTS (WOOD & STEEL POSTS)
 MOUNTING OF SIGNS ON WOOD POSTS
 MOUNTING OF FLAT SHEET SIGNS ON STEEL I-BEAM POSTS
 MOUNTING OF REINFORCED PANEL SIGNS ON I-BEAM POSTS
 DETAILS FOR FLAT SHEET SIGN BLANKS
 DETAILS FOR PROCESSED SIGNS
 DETAILS FOR REINFORCED PANELS
 DETAILS FOR GUIDE SIGN LEGEND
 DETAILS FOR GUIDE SIGNS
 DETAILED SIGN SPECIFICATIONS

Drawn By : cp
 Plotted : 30-DEC-2013 13:34
 File : I:\2009\09521\Standards\09521-TE402.dgn

I	7/23/10	Changed General Notes and Spec Book Date	D.D.G.	D.B.	
NO.	DATE	REVISIONS	BY	APP'D	
KANSAS DEPARTMENT OF TRANSPORTATION SIGNING SYMBOL KEY GENERAL NOTES AND INDEX					
TE402			7/1/03		
FHWA APPROVAL	7/23/2010	APP'D	Steven A. Buckley		
DESIGNED	D.D.G.	DETAILED	W.S.B.	QUANTITIES	TRACED
DESIGN CK.	S.A.B.	DETAIL CK.	D.D.G.	QUAN. CK.	TRACE CK.