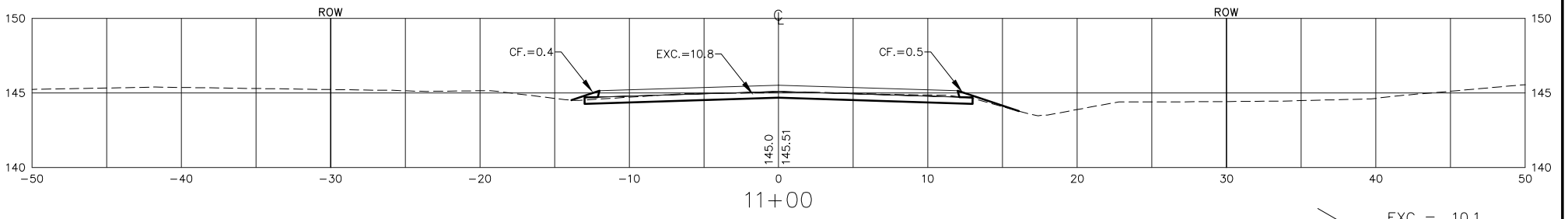
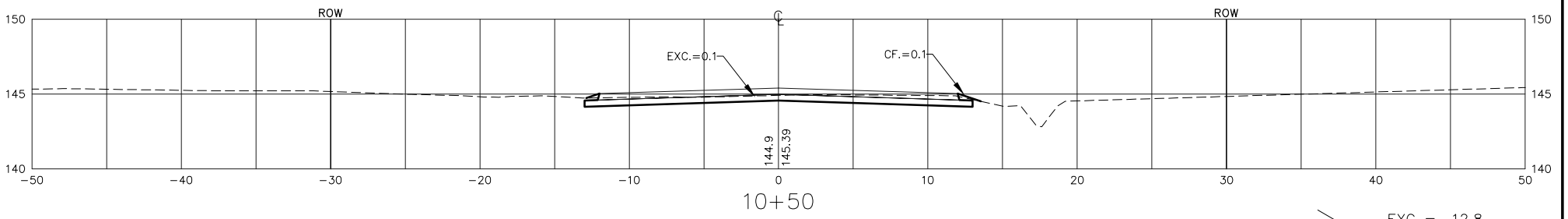


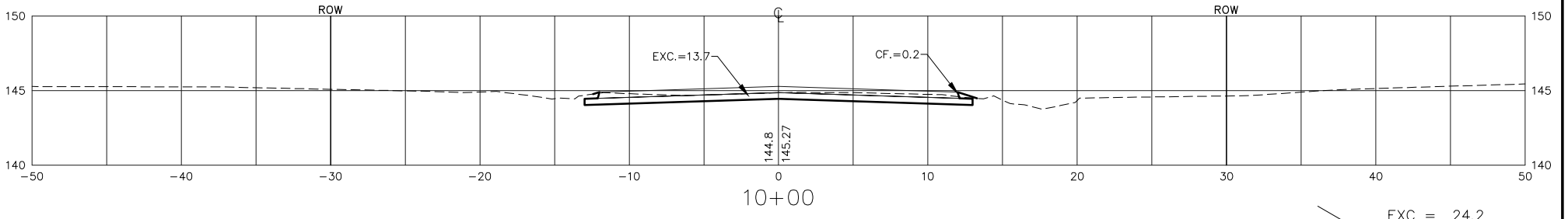
50' > EXC = 22.2
 LF = 0.0
 CF = 1.2
 MF = 0.0



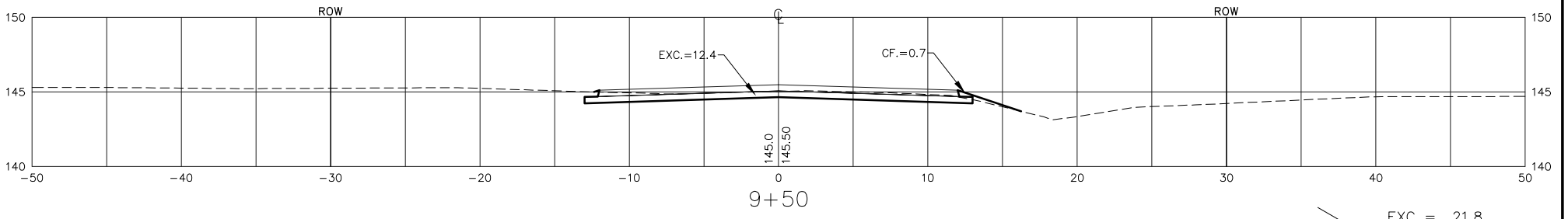
50' > EXC = 10.1
 LF = 0.0
 CF = 0.9
 MF = 0.0



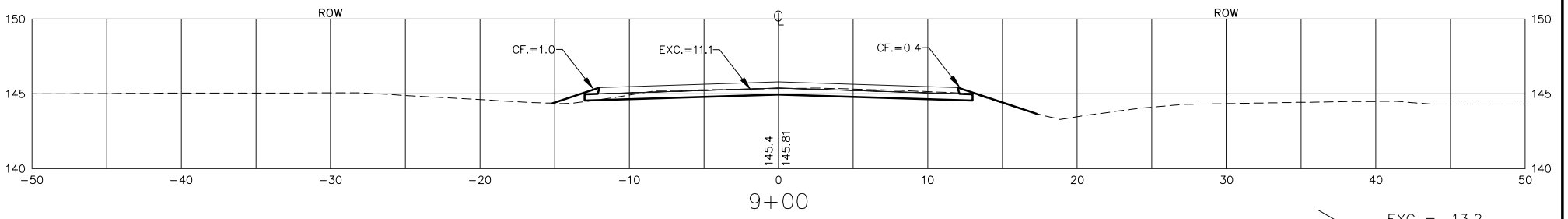
50' > EXC = 12.8
 LF = 0.0
 CF = 0.3
 MF = 0.0



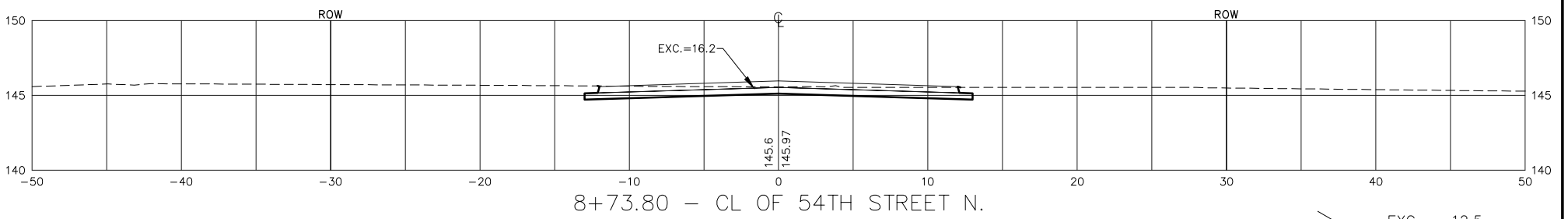
50' > EXC = 24.2
 LF = 0.0
 CF = 1.9
 MF = 0.0



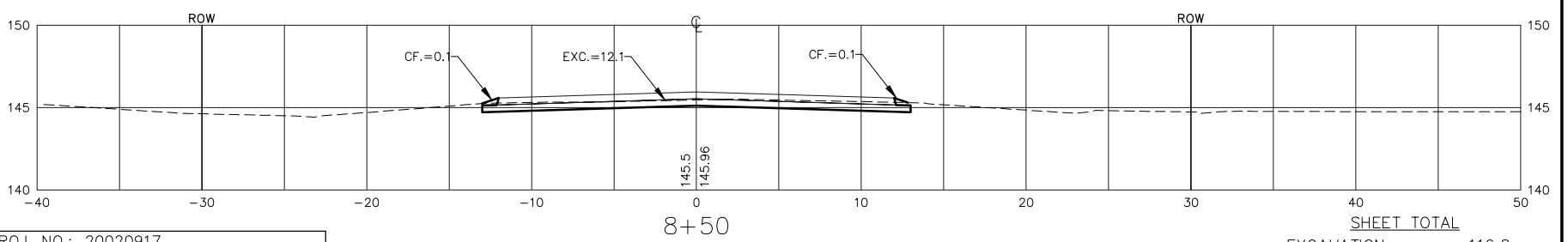
50' > EXC = 21.8
 LF = 0.0
 CF = 1.9
 MF = 0.0



26.20' > EXC = 13.2
 LF = 0.0
 CF = 0.2
 MF = 0.0



23.80' > EXC = 12.5
 LF = 0.0
 CF = 0.1
 MF = 0.0



SHEET TOTAL
 EXCAVATION = 116.8
 LOOSE FILL = 0.0
 COMPACTED FILL = 6.5
 MANIPULATED FILL = 0.0
 SEDGWICK AVE.