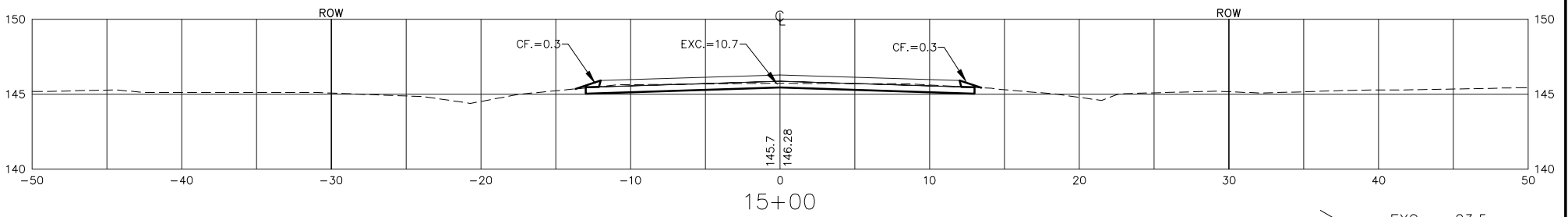
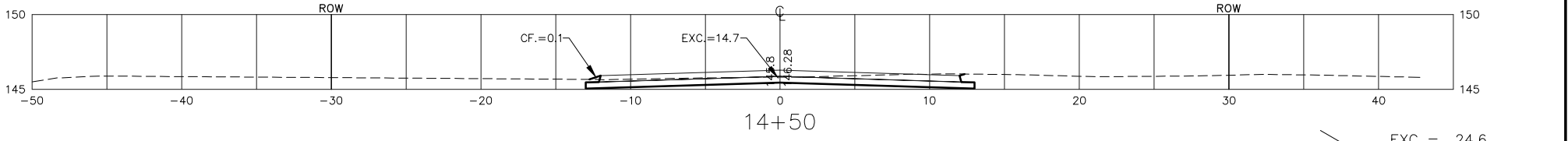


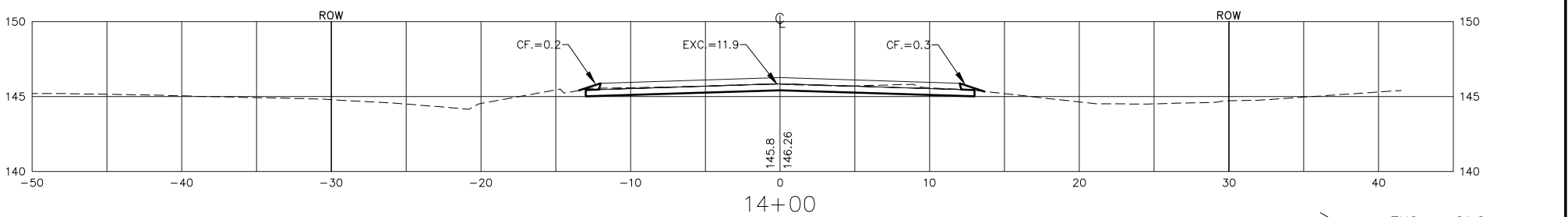
50' $\left\{ \begin{array}{l} \text{EXC} = 19.7 \\ \text{LF} = 0.0 \\ \text{CF} = 1.0 \\ \text{MF} = 0.0 \end{array} \right.$



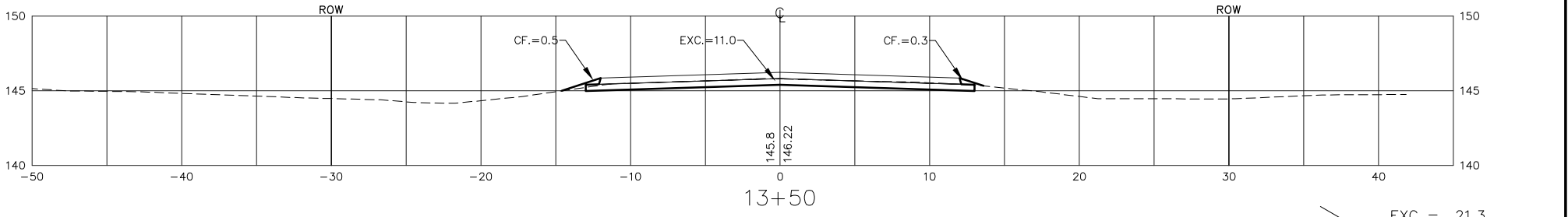
50' $\left\{ \begin{array}{l} \text{EXC} = 23.5 \\ \text{LF} = 0.0 \\ \text{CF} = 0.6 \\ \text{MF} = 0.0 \end{array} \right.$



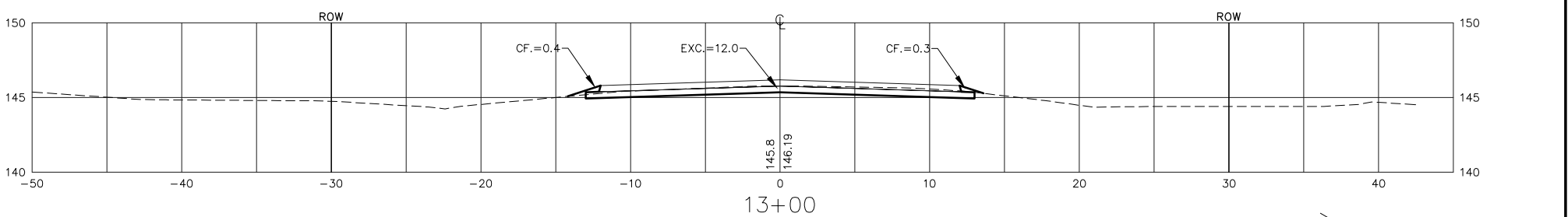
50' $\left\{ \begin{array}{l} \text{EXC} = 24.6 \\ \text{LF} = 0.0 \\ \text{CF} = 0.6 \\ \text{MF} = 0.0 \end{array} \right.$



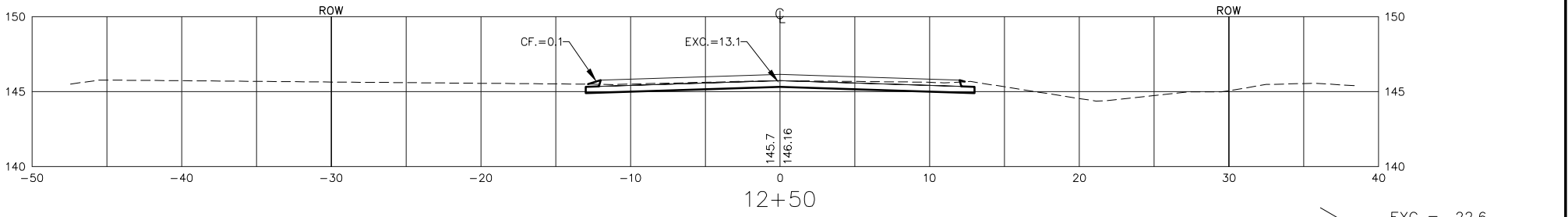
50' $\left\{ \begin{array}{l} \text{EXC} = 21.2 \\ \text{LF} = 0.0 \\ \text{CF} = 1.2 \\ \text{MF} = 0.0 \end{array} \right.$



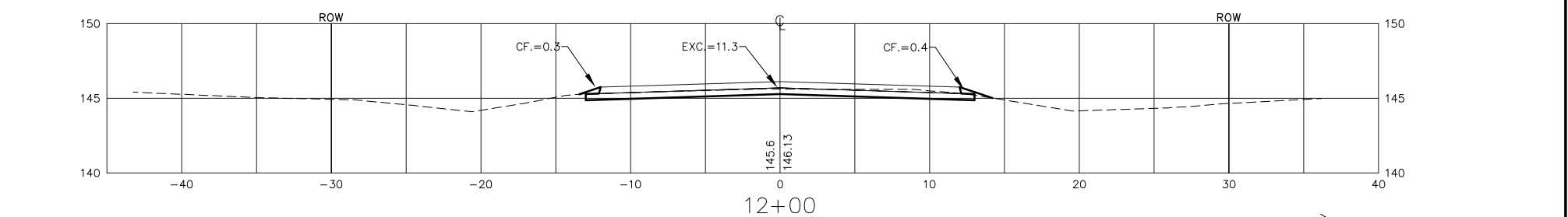
50' $\left\{ \begin{array}{l} \text{EXC} = 21.3 \\ \text{LF} = 0.0 \\ \text{CF} = 1.4 \\ \text{MF} = 0.0 \end{array} \right.$



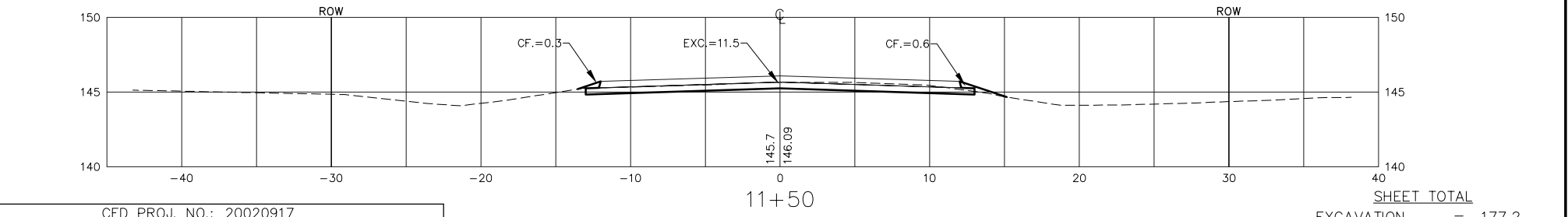
50' $\left\{ \begin{array}{l} \text{EXC} = 23.2 \\ \text{LF} = 0.0 \\ \text{CF} = 0.7 \\ \text{MF} = 0.0 \end{array} \right.$



50' $\left\{ \begin{array}{l} \text{EXC} = 22.6 \\ \text{LF} = 0.0 \\ \text{CF} = 0.7 \\ \text{MF} = 0.0 \end{array} \right.$



50' $\left\{ \begin{array}{l} \text{EXC} = 21.1 \\ \text{LF} = 0.0 \\ \text{CF} = 1.5 \\ \text{MF} = 0.0 \end{array} \right.$



50' $\left\{ \begin{array}{l} \text{EXC} = 21.1 \\ \text{LF} = 0.0 \\ \text{CF} = 1.5 \\ \text{MF} = 0.0 \end{array} \right.$

SHEET TOTAL

EXCAVATION = 177.2
 LOOSE FILL = 0.0
 COMPACTED FILL = 7.7
 MANIPULATED FILL = 0.0

ATHENIAN AVE.

CED PROJ. NO.: 20020917

CERTIFIED ENGINEERING DESIGN, P.A.
 810 WEST DOUGLAS, SUITE C
 WICHITA, KANSAS 67203
 PH: (316) 262-8808
 FAX: (316) 262-1669

SHEET	45
TOTAL	74

