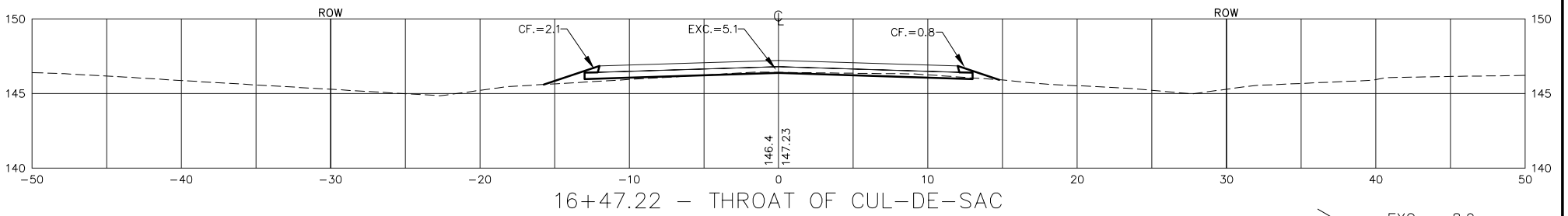


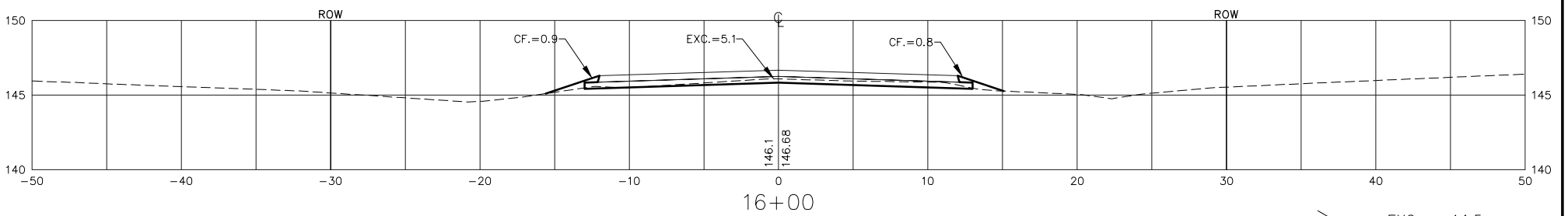
THROAT OF CUL-DE-SAC  
FROM STA. 16+47.22  
TO SEC. A & G

EXC = 0.6  
LF = 0.0  
CF = 1.1  
MF = 0.0



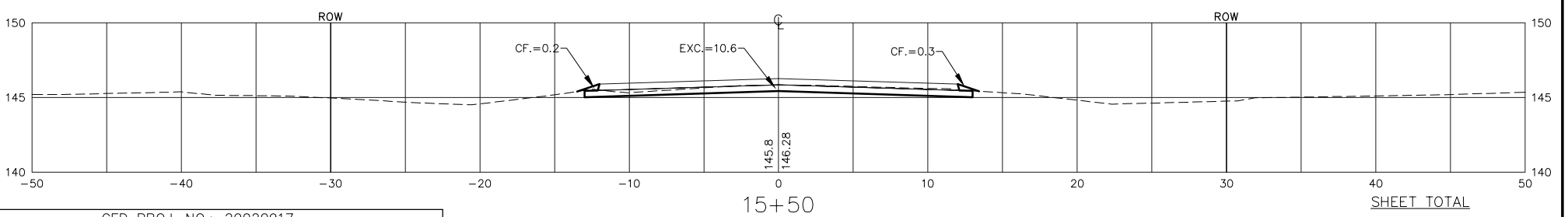
47.22'

EXC = 8.9  
LF = 0.0  
CF = 4.0  
MF = 0.0



50'

EXC = 14.5  
LF = 0.0  
CF = 2.0  
MF = 0.0



SHEET TOTAL

EXCAVATION = 24.0  
LOOSE FILL = 0.0  
COMPACTED FILL = 7.1  
MANIPULATED FILL = 0.0

ATHENIAN AVE.

CED PROJ. NO.: 20020917

**CERTIFIED ENGINEERING DESIGN, P.A.**



810 WEST DOUGLAS, SUITE C  
WICHITA, KANSAS 67203  
PH: (316) 262-8808  
FAX: (316) 262-1669

SHEET 46  
TOTAL 74